

30 Years of Gyford Standoff Systems



A History of Quality

We design and manufacture precision aluminum and stainless steel decorative mounting components in Reno, Nevada.

Our selection of in-stock components includes a variety of standoffs, rod hardware and wire suspension systems. We also offer custom colors, finishes, shapes and sizes.

From one-on-one design support to round-the-clock online resources, our clients can come to us for what they need to complete a project. We make it our responsibility to uphold a growing and sustainable business for our customers, our team and our environment.

We are proud of our history and commitment to delivering quality products and services. We welcome you to learn about the little details that drive us every day and why we're passionate about what we do.

Our Mission

QUALITY

To consistently deliver quality U.S. manufactured products using the very best technology and hiring highly qualified employees.

SERVICE

To foster relationships with our clients and employees through exceptional knowledge and steadfast ethics.

INNOVATION

To be the leading designer and manufacturer of precision mounting hardware.

COMMUNITY

To support our community and uphold sustainable business practices by being environmentally and socially conscientious.

SHOP ONLINE:

standoffsystems.com

CALL US:

775.829.7272

Monday - Friday

7:00 a.m. - 3:30 p.m. (PST)

EMAIL US:

info@standoffsystems.com

Our Commitment to the Environment

We believe that, as an industry leader, we must be environmentally responsible. This principle is part of our business culture and has been a core value since we began full manufacturing operations in 1991. It is our commitment to provide a sustainable product, reduce waste, save energy and recycle materials. Our aluminum contains 55% recycled material and our stainless steel contains 90% recycled material. We are a proud member of the U.S. Green Building Council and continuously adapt our practices to minimize our environmental impact.



MADE
in
the **USA**

Our Commitment to Being American Made

We design and manufacture all our products in Reno, Nevada and source materials in the U.S. We are proud to keep jobs in America and contribute to our nation's economic independence.



For more information about how we can help with your LEED qualifications, visit: standoffsystems.com/green

Recyclable

Aluminum is the only metal that can be infinitely recycled.

Light

Aluminum is light-weight and strong, reducing the shipping costs and carbon footprint.

Non-toxic anodized finish

Anodizing is environmentally safe and meets safety directives of the FDA, USDA, WEE and RoHS.

Corrosion-resistant

Aluminum and 316 stainless steel are protected by their own naturally occurring oxide film.

Efficient machines

have reduced our power usage by 37%.

Wastewater evaporators

reduce environmental impact and operational cost.



Solvents and oils

that we use are classified as non-hazardous waste by the EPA.

Air handlers

reduce particulates created during the machining process.

Rotary screw compressors

use less power and cycle less often than traditional compressors.

Catalog Contents

Inspiration Gallery	A:4
Standoffs	SO
WL-Rod & Wire	WL
Wire Suspension	WS
EZ-Rod & Wire	EZ
StructureLite	SL
Hardware	HD
Demonstration Displays	B:1
Finishes & Colors	B:3
FAQ	B:4

SHOP ONLINE:

standoffsystems.com

CALL US:

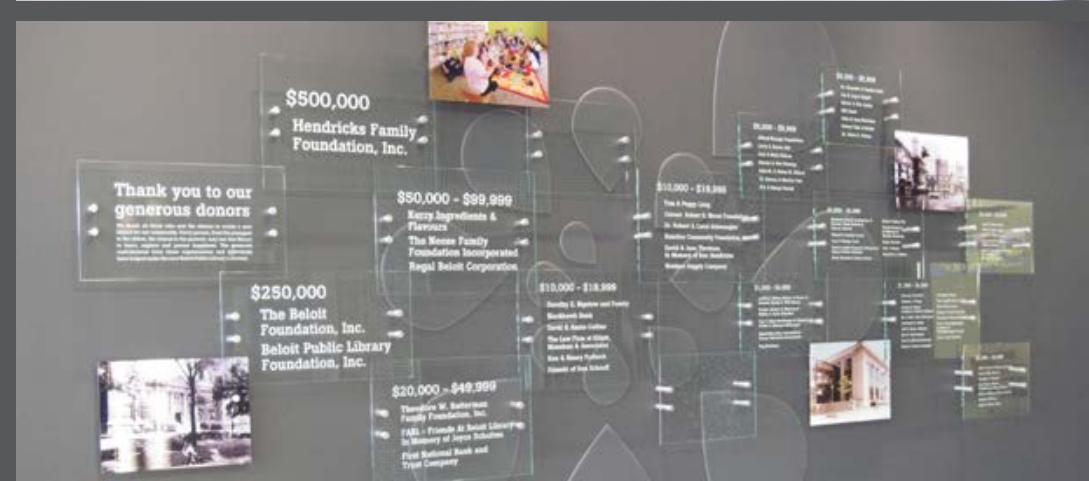

775.829.7272




Monday - Friday

7:00 a.m. - 3:30 p.m. (PST)

EMAIL US:

info@standoffsystems.com






Standoffs

Standoff Assembly	SO:2
Standard Standoff Caps	SO:4
Low Profile Standoff Caps	SO:5
Security Standoff Caps	SO:6
Specialty Standoff Caps	SO:7
Standoff Barrels	SO:8
LED Standoffs	SO:11
Standoff Hubs	SO:12
Panel Clips	SO:13
Standoff Grippers	SO:14
Non-Adjustable Edge Grips	SO:16
Adjustable Edge Grips	SO:18
Panel Hinges	SO:20
Standoff Kits	SO:22
Standoff Index	SO:24



Standoffs are designed to mount signs, architectural panels, glass, banners, photographs, artwork and just about any other material at a fixed distance from a surface. They're available in different shapes and sizes to accommodate any design.

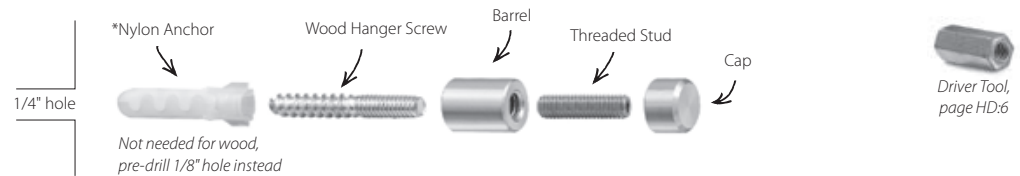
5/16-18 THREADED CAP AND BARREL



- 1 Use the holes in your material as a template to mark drill-holes on your mounting surface.
- 2 Pre-drill 1/4" holes in your surface, then insert nylon anchors into the holes and tap them flush.
- 3 Drive your combination screws into the nylon anchors, then tighten barrels against the surface.
- 4 Screw threaded studs into your barrels, then place your panel into position and thread the caps on until snug.

Tip
• We recommend 3/8" holes in your material to give you more freedom for aligning your panels


10-24 THREADED CAP AND BARREL



- 1 Use the holes in your material as a template to mark drill-holes on your mounting surface.
- 2 Pre-drill 1/4" holes in your surface, then insert nylon anchors into the holes and tap them flush.
- 3 Use the included driver tool, drive your hanger screws into the nylon anchors, then tighten barrels against the surface.
- 4 Screw threaded studs into your barrels, then place your panel into position and thread the caps on until snug.

Tip
• We recommend 7/32" holes in your material to give you more freedom for aligning your panels
• A wood hanger screw driver tool is included to drive the screw into the nylon anchor or wood

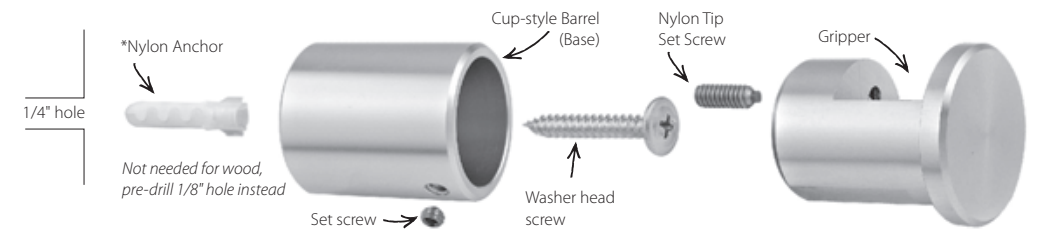
TOOLS FOR STANDOFFS



PART	PURPOSE
HD-HBD2	3/32" hex tool for SO-CAP17, 18 and 19
HD-HBD4	5/32" hex tool for SO-SCB, 1 and 2
HD-HLK2	3/32" allen wrench for SO-CAP17, 18 and 19
HD-HLK4	5/32" allen wrench for SO-SCB, 1 and 2
HD-SCT	Tighten SO-SC3, 9 and 10 & SO-SSCAP1R, 2R, 3 and 4
HD-NW	For SO-CAP11, 12, 13, 14 and 23

For more details, see our Hardware section

EDGE GRIPS




- 1 Mount the grippers to your panel by placing the grippers on the edges and tightening the nylon tips against the back of the panel.
- 2 Hold the panel and grippers level against the mounting surface and press to create dimpled marks in the surface.
- 3 Pre-drill 1/4" holes in your surface at your marks. Insert nylon anchors and tap them flush.
- 4 Mount barrels to the surface with the washer head screws, then insert the grippers and tighten the set screws.

Tips
• For material over 1/2" thick, temporarily remove nylon tip set screws to make dimpled marks
• Align the barrels so the flat side of the gripper will line up with the barrel's set screw hole

PANEL CLIPS

Note
• Panel clips include two vinyl shims to accommodate different material thicknesses, see table below

Material Thickness	Vinyl Shims
1/8"	2
3/16"	1
1/4"	0




- 1 Mark the mounting surface 3/16" above and below the desired location of your panel edges.
- 2 Pre-drill 1/4" holes in the surface at your marks. Insert anchors in the holes and tap them flush.
- 3 Drive oval head screws into the anchors through the clip. Slide in the panel and install the upper clips.
- 4 Remove the adhesive backing from the discs and place one into the recess on the face of each clip.

Tip
• Panel clips should be installed at the top and bottom and at least 2-3" in from the sides of glass mirrors (plastic materials not critical)

THREADED STUDS FOR STANDOFF ASSEMBLY

Standoff Caps come with a removable threaded stud up to 1-1/2" long. Longer lengths are available for an additional charge. Our Client Solution Specialists will assist in determining the correct stud length for your application. To find our selection of threaded studs for standoff assembly, see page HD:2.



STANDOFF KITS

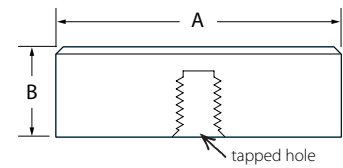
For your convenience we offer complete standoff kits. Kits come in a variety of diameters and lengths with everything you need to get started on your project, including a set of four (4) standoffs with assembly and installation hardware and instructions.

Find our selection of Standoff Kits, starting on page SO:22.



STANDARD CAP

Aluminum



SO-CAP3

	PART	DIA. (A)	CAP HEIGHT (B)	TAPPED	THREAD DEPTH
	SO-CAP25	1/4"	5/32"	6-32	1/8"
● ●	SO-CAP7	3/8"	1/4"	10-24	1/8"
● ●	SO-CAP8	5/8"	5/16"	5/16-18	3/16"
	SO-CAP8CU	5/8"	5/16"	10-24	3/16"
	SO-CAP75	3/4"	5/16"	5/16-18	3/16"
● ●	SO-CAP9	1"	3/8"	5/16-18	1/4"
	SO-CAP9CU	1"	3/8"	1/4-20	1/4"
● ●	SO-CAP3	1-1/4"	1/2"	5/16-18	3/8"
● ●	SO-CAP10	1-1/2"	1/2"	5/16-18	3/8"
	SO-CAP22R	2"	5/8"	5/16-18	3/8"

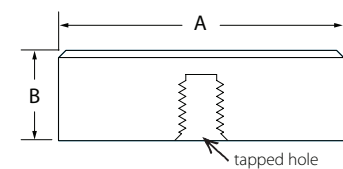
- Custom finishes available
- Available in brass anodize
 - Available in black anodize
 - Additional cost and lead time may apply

- Assembly hardware included
- (1) Threaded stud up to 1-1/2" long. Specify stud or material thickness. See page HD:2

- Tip
- Installation hardware sold separately. See Hardware section for available options
 - Buy as a pre-packaged kit. See page SO:22

STAINLESS STEEL CAP

316 Stainless Steel



SO-SSCAP100

	PART	DIA. (A)	CAP HEIGHT (B)	TAPPED	THREAD DEPTH
	SO-SSCAP50	1/2"	5/16"	10-24	3/16"
	SO-SSCAP75	3/4"	5/16"	1/4-20	3/16"
	SO-SSCAP100	1"	3/8"	5/16-18	3/16"
	SO-SSCAP125	1-1/4"	5/16"	5/16-18	3/16"

- Assembly hardware included
- (1) Threaded stud up to 1-1/2" long. Specify stud or material thickness. See page HD:2

- Tip
- Installation hardware sold separately. See Hardware section for available options
 - Buy as a pre-packaged kit. See page SO:22

LOW PROFILE CAP WITH STEM

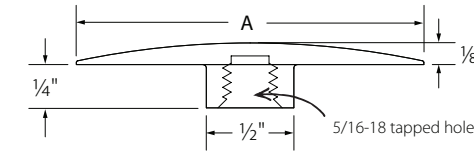
Aluminum

	PART	DIA. (A)	CAP HEIGHT	STEM LENGTH	STEM DIA.	TAPPED	THREAD DEPTH
●	SO-CAP11	1"	1/8"	1/4"	1/2"	5/16-18	1/4"
	SO-CAP12	1-1/4"	1/8"	1/4"	1/2"	5/16-18	1/4"
	SO-CAP13	1-1/2"	1/8"	1/4"	1/2"	5/16-18	1/4"
	SO-CAP23	2"	1/8"	1/4"	1/2"	5/16-18	1/4"
	SO-CAP14	2-1/2"	1/8"	1/4"	1/2"	5/16-18	1/4"

- Custom finishes available
- Available in black anodize
 - Additional cost and lead time may apply

- Assembly hardware included
- (1) Threaded stud up to 1-1/2" long. Specify stud or material thickness. See page HD:2

- Note
- Tighten with neoprene wrench (HD-NW). See page HD:15
 - 1/4" minimum material thickness

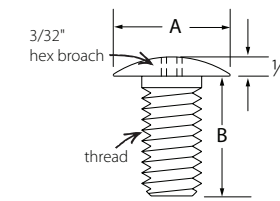


SO-CAP23

LOW PROFILE CAP WITH INTEGRATED STUD

Aluminum

	PART	DIA. (A)	THREAD	THREAD LENGTH (B)	CAP HEIGHT
	SO-CAP17	3/8"	10-24	1/2"	1/8"
	SO-CAP18	5/8"	5/16-18	1/4"	1/8"
	SO-CAP19	5/8"	5/16-18	5/8"	1/8"



SO-CAP17



SO-CAP18



SO-CAP19

FINISHING CAP WITH INTEGRATED STUD

Aluminum

	PART	DIA.	THREAD	THREAD LENGTH	CAP HEIGHT
	SO-CAP15	1"	1/2-20	3/16"	1/16"
	SO-CAP16	7/8"	5/16-18	1/4"	1/16"
	SO-CAP26	5/8"	5/16-18	1/4"	1/16"




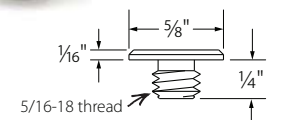
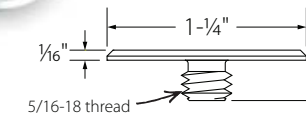
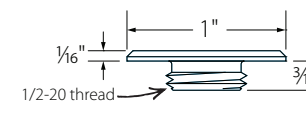
SO-CAP15



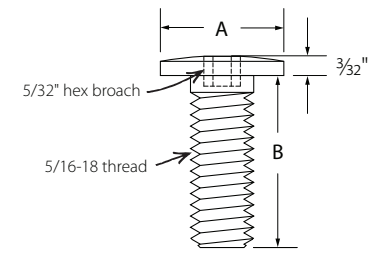
SO-CAP16



SO-CAP26



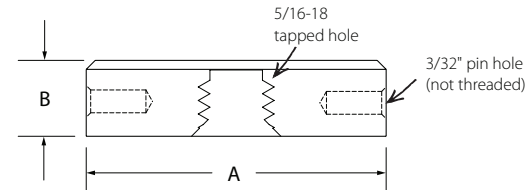
SECURITY CAP WITH INTEGRATED STUD
Aluminum



PART	DIA. (A)	THREAD	THREAD LENGTH (B)	CAP HEIGHT
SO-SCB	5/8"	5/16-18	23/32"	3/32"
SO-SCB1	5/8"	5/16-18	27/32"	3/32"
SO-SCB2	5/8"	5/16-18	31/32"	3/32"

Note
• Tighten cap with a 5/32" hex key wrench (HD-HLK4). See page HD:15

SECURITY CAP
Aluminum

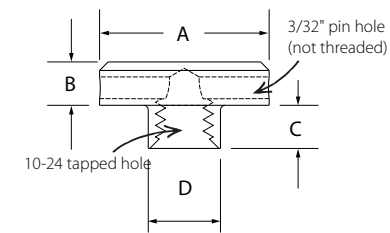


PART	DIA. (A)	CAP HEIGHT (B)	TAPPED	THREAD DEPTH	HOLE(S)
SO-SC9	1"	5/16"	5/16-18	3/16"	(2) 3/32"
SO-SC3	1-1/4"	5/16"	5/16-18	3/16"	(2) 3/32"
SO-SC10	1-1/2"	5/16"	5/16-18	3/16"	(2) 3/32"

Assembly hardware included
• (1) Threaded stud up to 1-1/2" long. Specify stud or material thickness. See page HD:2

Note
• Tighten cap with security cap tool (HD-SCT). See page HD:15

SECURITY CAP WITH STEM
316 Stainless Steel

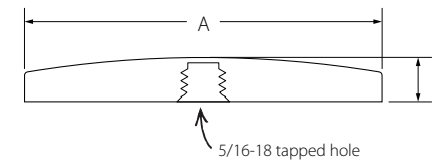


PART	DIA. (A)	CAP HEIGHT (B)	STEM LENGTH (C)	STEM DIA. (D)	TAPPED	HOLE(S)
SO-SSCAP1R	1/2"	3/16"	1/8"	1/4"	10-24	(1) 3/32"
SO-SSCAP2R	3/4"	3/16"	3/16"	5/16"	1/4-20	(2) 3/32"
SO-SSCAP3	1"	3/16"	3/16"	7/16"	5/16-18	(2) 3/32"
SO-SSCAP4	1-1/4"	3/16"	3/16"	7/16"	5/16-18	(2) 3/32"

Assembly hardware included
• (1) Threaded stud up to 1-1/2" long. Specify stud or material thickness. See page HD:2

Note
• Tighten cap with security cap tool (HD-SCT). See page HD:15

EXTRUSION CAP
Aluminum

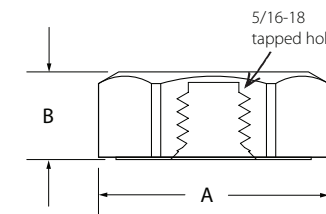


PART	DIA. (A)	CAP HEIGHT (B)	TAPPED	THREAD DEPTH
SL-1.25PCAP	1-1/4"	5/16"	5/16-18	3/16"
SL-2.5PCAP	2-1/2"	5/16"	5/16-18	3/16"

Assembly hardware included
• (1) Threaded stud up to 1-1/2" long. Specify stud or material thickness. See page HD:2

Note
• These StructureLite Caps are designed for extrusion, but work as Standoff caps for barrels of the same diameter

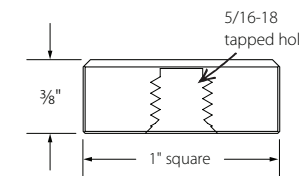
HEX CAP
Aluminum



PART	DIA. (A)	CAP HEIGHT (B)	TAPPED	THREAD DEPTH
SO-HCAP1	1"	3/8"	5/16-18	1/4"
SO-HCAP2	1-1/4"	3/8"	5/16-18	1/4"

Assembly hardware included
• (1) Threaded stud up to 1-1/2" long. Specify stud or material thickness. See page HD:2

SQUARE CAP
Aluminum

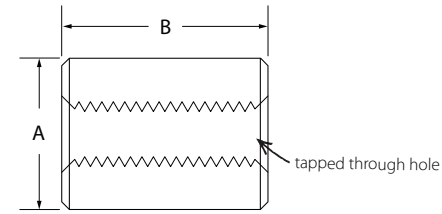


PART	WIDTH	CAP HEIGHT	TAPPED	THREAD DEPTH
SO-CAP20	1"	3/8"	5/16-18	1/4"

Assembly hardware included
• (1) Threaded stud up to 1-1/2" long. Specify stud or material thickness. See page HD:2



STANDARD BARREL
1/4" to 1" DIAMETER
Aluminum

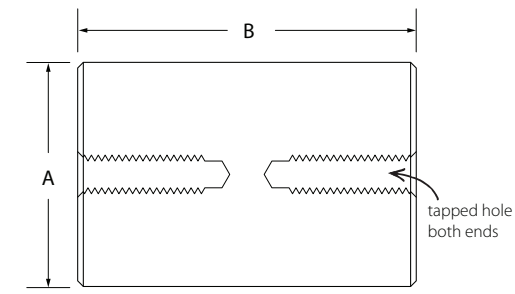


	PART	DIA. (A)	LENGTH (B)	TAPPED	DESCRIPTION
	SO-2525	1/4"	3/16"	9/64"	drilled through
	SO-025	3/8"	1/4"	13/64"	drilled through
● ●	SO-050	3/8"	1/2"	10-24	tapped through
	SO-010R	3/8"	1"	10-24	tapped through
	EZ-SP1	5/8"	3/16"	5/16"	drilled through
● ●	SO-500	5/8"	1/2"	5/16-18	tapped through
● ●	SO-750	5/8"	3/4"	5/16-18	tapped through
● ●	SO-100	5/8"	1"	5/16-18	tapped through
	SO-150	5/8"	1-1/2"	5/16-18	tapped through
	SO-200	5/8"	2"	5/16-18	1" both ends
	SO-300	5/8"	3"	5/16-18	1" both ends
	SO-BAR5	5/8"	5-3/4"	5/16-18	1" both ends
	SO-BAR9	5/8"	9-3/4"	5/16-18	1" both ends
	SO-BAR11	5/8"	11-3/4"	5/16-18	1" both ends
	SO-75075	3/4"	3/4"	5/16-18	tapped through
	SO-75100	3/4"	1"	5/16-18	tapped through
	SO-75125	3/4"	1-1/4"	5/16-18	tapped through
	SO-9025	1"	1/4"	5/16-18	tapped through
● ●	SO-9050	1"	1/2"	5/16-18	tapped through
● ●	SO-9075	1"	3/4"	5/16-18	tapped through
● ●	SO-9100	1"	1"	5/16-18	tapped through
	SO-9100CU	1"	1"	1/4-20	tapped through
● ●	SO-9150	1"	1-1/2"	5/16-18	tapped through
● ●	SO-9200	1"	2"	5/16-18	1" both ends
	SO-9300	1"	3"	5/16-18	1" both ends
	SO-9400	1"	4"	5/16-18	1" both ends
	SO-9600	1"	6"	5/16-18	1" both ends

⚙️ Custom finishes available
 ● Available in brass anodize
 ● Available in black anodize
 • Additional cost and lead time may apply

Tip
 • Installation hardware sold separately.
 See Hardware section for available options

STANDARD BARREL
1-1/4" to 2" DIAMETER
Aluminum



	PART	DIA. (A)	LENGTH (B)	TAPPED	DESCRIPTION
	SO-250	1-1/4"	1/4"	5/16-18	tapped through
	SO-625	1-1/4"	5/8"	5/16-18	tapped through
	SO-1	1-1/4"	1"	5/16-18	tapped through
	SO-115	1-1/4"	1-1/2"	5/16-18	tapped through
	SO-2	1-1/4"	2"	5/16-18	1" both ends
	SO-3	1-1/4"	3"	5/16-18	1" both ends
	SO-4	1-1/4"	4"	5/16-18	1" both ends
	SO-6	1-1/4"	6"	5/16-18	1" both ends
	SO-8	1-1/4"	8"	5/16-18	1" both ends
	SO-10	1-1/4"	10"	5/16-18	1" both ends
	SO-12	1-1/4"	12"	5/16-18	1" both ends
	SO-1525	1-1/2"	1/4"	5/16-18	tapped through
	SO-1505	1-1/2"	1/2"	5/16-18	tapped through
	SO-151	1-1/2"	1"	5/16-18	tapped through
	SO-152	1-1/2"	2"	5/16-18	1" both ends
	SO-153	1-1/2"	3"	5/16-18	1" both ends
	SO-154	1-1/2"	4"	5/16-18	1" both ends
	SO-201R	2"	1"	5/16-18	tapped through
	SO-202R	2"	2"	5/16-18	1" both ends
	SO-203R	2"	3"	5/16-18	1" both ends
	SO-204R	2"	4"	5/16-18	1" both ends
	SO-206R	2"	6"	5/16-18	1" both ends

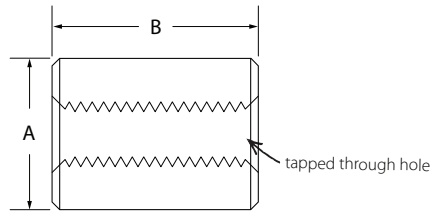
Tip
 • Installation hardware sold separately.
 See Hardware section for available options



STANDOFF BARRELS

STAINLESS STEEL BARREL

316 Stainless Steel

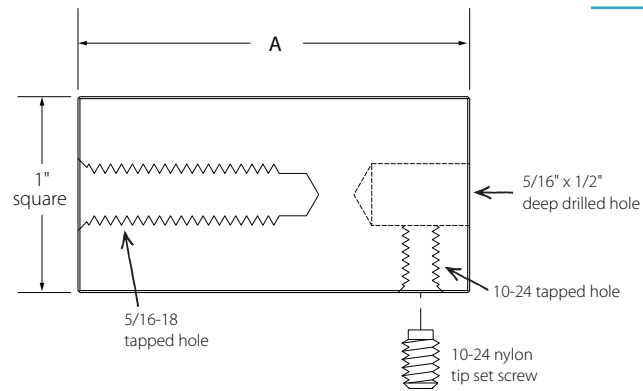


PART	DIA. (A)	LENGTH (B)	TAPPED	DESCRIPTION
SO-SS1500	1/2"	1/2"	10-24	tapped through
SO-SS1750	1/2"	3/4"	10-24	tapped through
SO-SS2500	3/4"	1/2"	1/4-20	tapped through
SO-SS2750	3/4"	3/4"	1/4-20	tapped through
SO-SS2100	3/4"	1"	1/4-20	tapped through
SO-SS3750	1"	3/4"	5/16-18	tapped through
SO-SS3100	1"	1"	5/16-18	tapped through
SO-SS4100	1-1/4"	1"	5/16-18	tapped through
SO-SS4150	1-1/4"	1-1/2"	5/16-18	3/4" both ends

Tip
 • Installation hardware sold separately.
 See Hardware section for available options

SQUARE BARREL

Aluminum



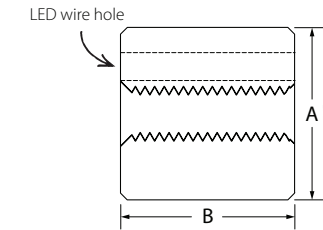
PART	WIDTH	LENGTH (A)	TAPPED	THREAD DEPTH
SO-ASQ1	1"	1"	5/16-18 one end	1/2"
SO-ASQ2	1"	2"	5/16-18 one end	1"

Assembly hardware included
 • (1) Nylon tip socket set screw (HD-NT2)

LED STANDOFFS

LED STANDOFF BARREL

Aluminum



PART	DIA. (A)	LENGTH (B)	TAPPED	DESCRIPTION
SO-9050-LED	1"	1/2"	5/16-18	tapped through
SO-9100-LED	1"	1"	5/16-18	tapped through
SO-9150-LED	1"	1-1/2"	5/16-18	tapped through

Tip
 • Installation hardware sold separately.
 See Hardware section for available options

Note
 • Pair with 1" diameter standoff cap

LED LIGHT BOARD

4 colors



PART	COLOR	WIRE LENGTH
SO-LED-RED	red	4'
SO-LED-WHITE	white	4'
SO-LED-BLUE	blue	4'
SO-LED-GREEN	green	4'

Note
 • Comes attached with 4' of wire


LED POWER SUPPLY

Powers light boards



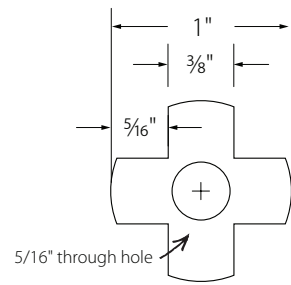
PART	OUTPUT	WIRE LENGTH	USE FOR
SO-LED-PS	28v, 640ma	6'	Wall outlet
SO-LED-HWPS	24v, 640ma	6"	Hardwired installations

Tip
 SO-LED-PS
 • Powers up to 16 LED Light Boards
 SO-LED-HWPS
 • Powers up to 14 LED Light Boards



1" DIAMETER 4-WAY HUB

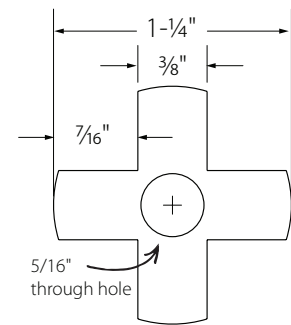
Aluminum
5/16" though hole



PART	DIA.	THICKNESS
SO-04H-250R	1"	1/4"
SO-04H-375R	1"	3/8"

1-1/4" DIAMETER 4-WAY HUB

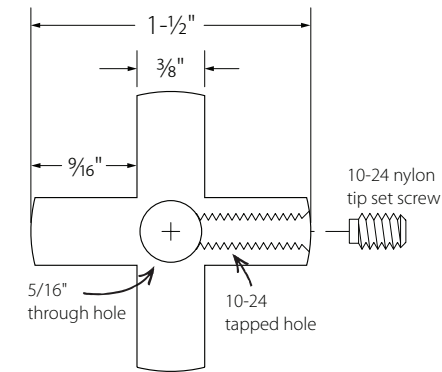
Aluminum
5/16" though hole



PART	DIA.	THICKNESS
SO-14H-250R	1-1/4"	1/4"
SO-14H-375R	1-1/4"	3/8"
SO-14H-500R	1-1/4"	1/2"

1-1/2" DIAMETER 4-WAY HUB

Aluminum
5/16" though hole

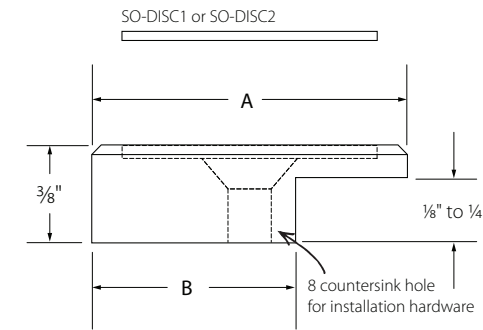


PART	DIA.	THICKNESS	SIDE TAPPED
SO-A24H-250	1-1/2"	1/4"	10-24
SO-A24H-375	1-1/2"	3/8"	10-24
SO-A24H-500	1-1/2"	1/2"	10-24

Assembly hardware included
• (1) Nylon tip socket set screw (HD-NT2)

PANEL CLIP WITH BRUSHED DISC

Aluminum



Includes Finishing Disc, SO-DISC1 or SO-DISC2, See page SO:13



SO-APC-100



SO-APC-125

PART	DIA. (A)	HEIGHT (B)	HOLDS (C)	BARREL (D)
SO-APC-100	1"	1-9/16" to 1-15/16"	1/8" to 1/2"	1-1/4"
SO-APC-125	1-1/4"	1-13/16" to 2-17/16"	1/8" to 3/4"	1-1/2"

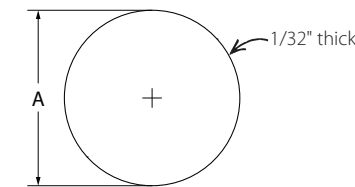
Installation hardware included
• (1) Oval head screw (HD-PS2)
• (1) All-purpose wall anchor (HD-FDA1)

Assembly hardware included
SO-APC-100
• (2) Panel Clip shims (HD-VS-100)
• (1) Adhesive Finishing Disc (SO-DISC2)
SO-APC-125
• (2) Panel Clip shims (HD-VS-125)
• (1) Adhesive Finishing Disc (SO-DISC1)

Note
• Use included vinyl shims to accommodate different material thicknesses. See page HD:12

Tip
• Buy as a pre-packaged kit containing four (4) panel clips with installation instructions and hardware. See page SO:23

ADHESIVE FINISHING DISC




SO-DISC2



SO-DISC1

PART	DIA. (A)	THICKNESS	FITS	FINISH
SO-DISC2	7/8"	1/32"	1" dia. edge grips	Brushed Aluminum
SO-DISC1	1"	1/32"	1-1/4" dia. edge grips	Brushed Aluminum

Note
• Very high-bond adhesive-backed



STANDOFF GRIPPER

Aluminum

PART	HOLDS	DIA. (A)	HEIGHT (B)	SLOT WIDTH (C)	SLOT DEPTH (D)	TO SCREW(E)	BASE (F)
SO-AGR-250	1/4"	1-1/4"	2-1/8"	.281"	1-13/16"	1-3/16"	5/16"
SO-AGR-375	3/8"	1-1/4"	2-1/16"	.445"	1-3/4"	1-3/16"	5/16"
SO-AGR-500	1/2"	1-1/2"	2-3/8"	.547"	2-1/16"	1-5/16"	5/16"
SO-AGR-750	3/4"	1-3/4"	3-3/16"	.780"	2-11/16"	1-5/16"	1/2"

Assembly hardware included

SO-AGR-250 & SO-AGR-375

- (1) Cup point socket set screw (HD-S19)
- (1) Cup point socket set screw (HD-NT7)

SO-AGR-500 & SO-AGR-750

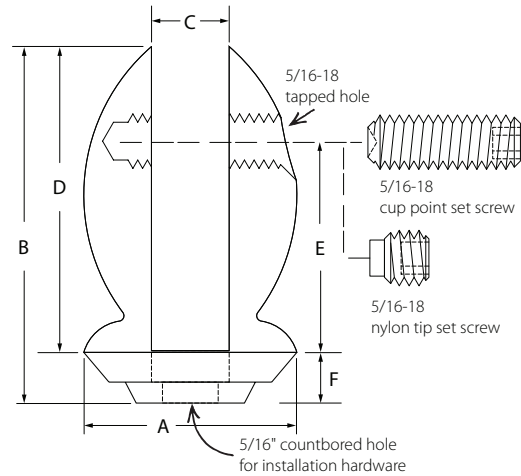
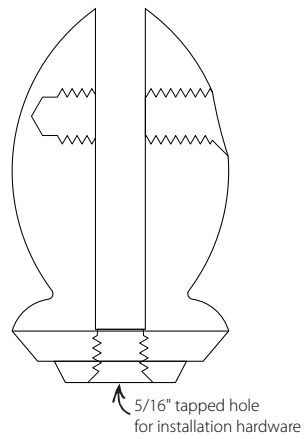
- (1) Cup point socket set screw (HD-S21)
- (1) Cup point socket set screw (HD-NT8)

Tip

- To attach a gripper to a standoff barrel, use a Transition Ring (SO-TR) for SO-AGR-250 to 500 or directly attach a 1" diameter barrel for SO-AGR-750. See page SO:15

Note

- Installation hardware sold separately. See Hardware section for available options
- Nylon tip set screw provided for glass and other materials



SO-AGR-250
(For 1/4" material)

SO-AGR-375
(For 3/8" material)

SO-AGR-500
(For 1/2" material)

SO-AGR-750
(For 3/4" material)

STANDOFF GRIPPER

WITH BASE PLATE

Aluminum

PART	HOLDS	ASSEMBLY INCLUDES
SO-AGR-250WMBL	1/4"	SO-AGR-250 & EZ-A2.5WMBL
SO-AGR-375WMBT	3/8"	SO-AGR-375 & EZ-A2.5WMBT
SO-AGR-500WMBT	1/2"	SO-AGR-500 & EZ-A2.5WMBT
SO-AGR-750WMBT	3/4"	SO-AGR-750 & EZ-A2.5WMBT

- Installation hardware included**
- (3) Oval head screw (HD-PS2)

Assembly hardware included

SO-AGR-250WMBL

- (1) Cup point socket set screw (HD-S19)
- (1) Low head socket cap screw (HD-LHD65)

SO-AGR-375WMBT

- (1) Cup point socket set screw (HD-S19)
- (1) Low head socket cap screw (HD-LHD7)

SO-AGR-500WMBT

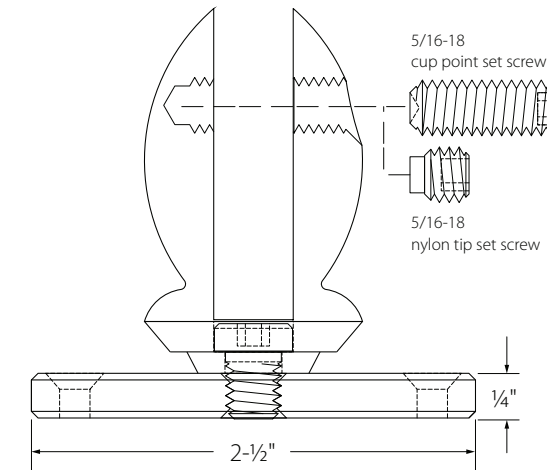
- (1) Cup point socket set screw (HD-S21)
- (1) Low head socket cap screw (HD-LHD7)

SO-AGR-750WMBT

- (1) Cup point socket set screw (HD-S21)
- (1) Low head socket cap screw (HD-LHD8)

Note

- Installation hardware sold separately. See Hardware section for available options
- Nylon tip set screw available for glass and other materials



SO-AGR-375WMBT
(For 3/8" material)

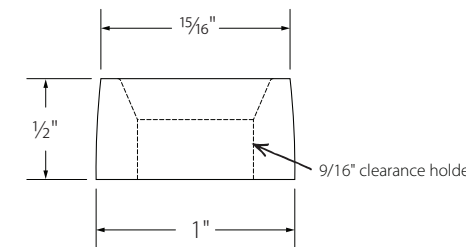
TRANSITION RING

Aluminum

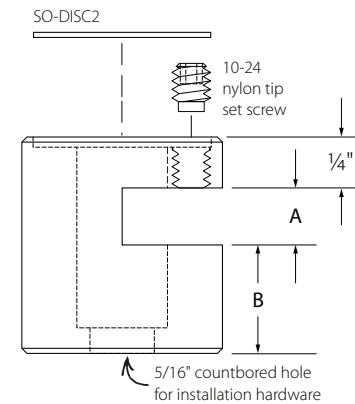
PART	DIA.	LENGTH	TAPPED	DESCRIPTION
SO-TR	1"	1/2"	drilled through	transition ring

Note

- For attaching a gripper to a barrel, use this Transition Ring for SO-AGR-250 to 500. See page SO:14



NON-ADJUSTABLE EDGE GRIP WITH ADHESIVE DISC
Aluminum



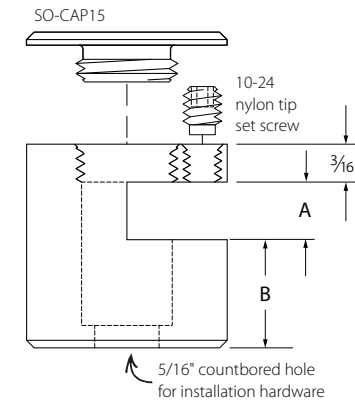
PART	DIA.	HOLDS	SLOT (A)	BASE (B)
SO-AEGC-125	1"	1/8"	5/32"	21/32"
SO-AEGC-250	1"	1/4"	9/32"	17/32"
SO-AEGC-375	1"	3/8"	13/32"	13/32"
SO-AEGC-500	1"	1/2"	17/32"	9/32"

- Assembly hardware included**
- (1) Adhesive finishing disc (SO-DISC2)
 - (1) Nylon tip socket set screw (HD-NT1)
- Tip**
- Installation hardware sold separately. See Hardware section for available options



Includes Finishing Disc, SO-DISC2. See page SO:13

NON-ADJUSTABLE EDGE GRIP WITH THREADED CAP
Aluminum




PART	DIA.	HOLDS	SLOT (A)	BASE (B)
SO-AEGTC125-15	1"	1/8"	5/32"	21/32"
SO-AEGTC250-15	1"	1/4"	9/32"	17/32"
SO-AEGTC375-15	1"	3/8"	13/32"	13/32"
SO-AEGTC500-15	1"	1/2"	17/32"	9/32"

- Assembly hardware included**
- (1) Cap for 1" diameter edge grips (SO-CAP15)
 - (1) Nylon tip socket set screw (HD-NT1)
- Tip**
- Installation hardware sold separately. See Hardware section for available options



Includes Finishing Cap, SO-CAP15. See page SO:5



How-to Videos

www.standoffsystems.com/howto

Visit our library of "how-to" videos on our website. Our Tech Lead will walk you through installing Gyford Standoff Systems parts and hardware.



Inspirational Photo Galleries

www.standoffsystems.com/photo-gallery

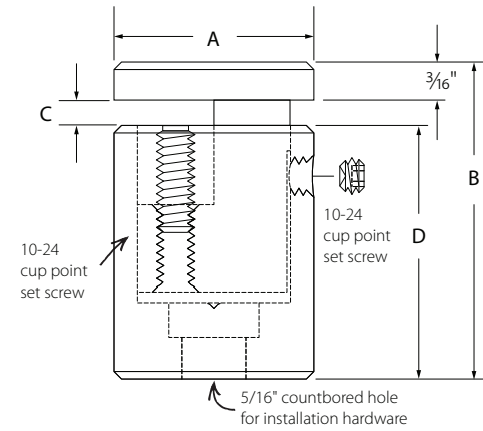
- Signage/Awards
- Interior Design/Construction
- Shelving/Displays
- Art/Framing
- Retail/POP
- Exhibits/Museums



ADJUSTABLE EDGE GRIP

Aluminum

PART	DIA. (A)	HEIGHT (B)	HOLDS (C)	BARREL (D)
SO-APEG75	3/4"	1-5/16" to 1-7/16"	1/8" to 1/4"	1"
SO-APEG9	1"	1-9/16" to 1-15/16"	1/8" to 1/2"	1-1/4"
SO-APEG3	1-1/4"	1-13/16" to 2-17/16"	1/8" to 3/4"	1-1/2"



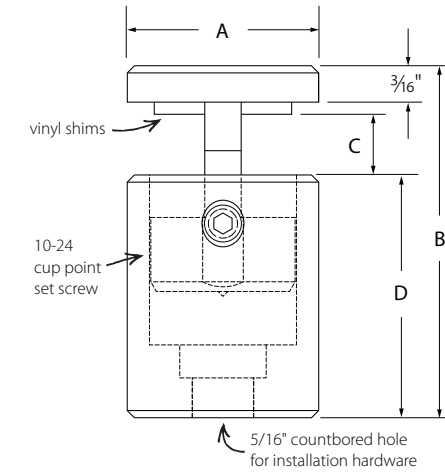
SO-APEG9
(For 1/8" to 1/2" material)

- Assembly hardware included**
- (1) Cup point socket set screw (HD-S1) SO-APEG9 and SO-APEG75
 - (1) Nylon tip socket set screw (HD-NT25) SO-APEG3
 - (1) Nylon tip socket set screw (HD-NT275)
- Tip**
- Installation hardware sold separately. See Hardware section for available options

DOUBLE ADJUSTABLE EDGE GRIP

Aluminum

PART	DIA. (A)	HEIGHT (B)	HOLDS (C)	BARREL (D)
SO-ADPEG9	1"	1-5/8" to 2"	1/8" to 1/2"	1-1/4"
SO-ADPEG3	1-1/4"	1-7/8" to 1-1/4"	1/8" to 1/2"	1-1/2"



SO-ADPEG9
(For 1/8" to 1/2" material)

- Assembly hardware included**
- (1) Cup point socket set screw (HD-S1) SO-ADPEG9
 - (2) Panel clip shims (HD-VS-100) SO-ADPEG9
 - (2) Panel clip shims (HD-VS-125)
- Tip**
- Installation hardware sold separately. See Hardware section for available options

CUSTOM VARIABLE DEPTH STANDOFF SOLUTION

Call for assistance with selecting the correct parts for your installation

- Tip**
- Combine a cup-style base with a standard standoff barrel and cap to create a custom Variable Depth Standoff solution
 - These assemblies are ideal for mounting standoffs to uneven surfaces
 - Call for assistance with selecting the correct parts for your installation



1" base holds 3/4" Standard Barrel, pair with 1" dia. cap



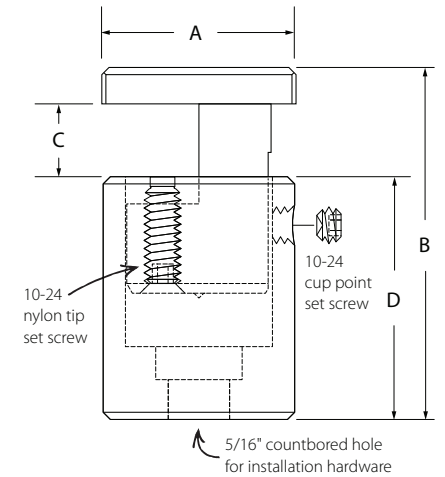
1-1/4" base holds 1" Standard Barrel, pair with 1-1/4" dia. cap



SQUARE ADJUSTABLE EDGE GRIP


Aluminum

PART	DIA. (A)	HEIGHT (B)	HOLDS (C)	BARREL (D)
SO-APEG-SQ9	1"	1-9/16" to 1-15/16"	1/8" to 1/2"	1-1/4"
SO-APEG-SQ3	1-1/4"	1-13/16" to 2-17/16"	1/8" to 3/4"	1-1/2"



SO-APEG-SQ9
(For 1/8" to 1/2" material)

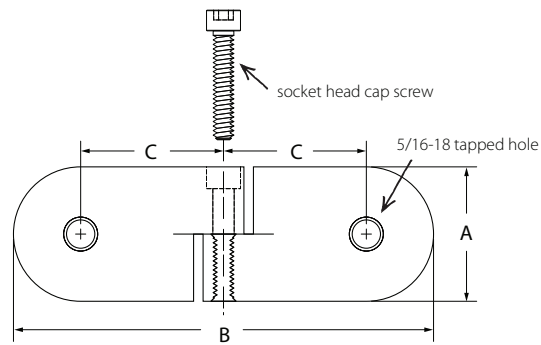
- Assembly hardware included**
- (1) Cup point socket set screw (HD-S1) SO-APEG-SQ9
 - (1) Nylon tip socket set screw (HD-NT25) SO-APEG-SQ3
 - (1) Nylon tip socket set screw (HD-NT275)
- Tip**
- Installation hardware sold separately. See Hardware section for available options



PANEL HINGE

Aluminum

PART	DIA. (A)	LENGTH (B)	HOLE TO € OF HINGE (C)	THICKNESS
SO-A1H	1"	2-11/16"	13/16"	5/16"
SO-A125H	1-1/4"	3-7/8"	1-5/16"	3/8"

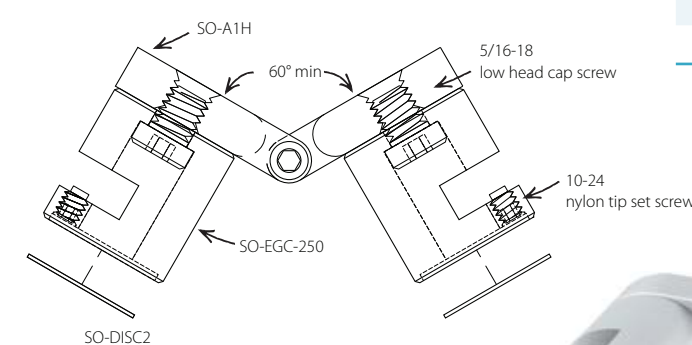


- Assembly hardware included**
- SO-A1H
 - (1) Socket head cap screw (HD-STC1)
 - SO-A125H
 - (1) Socket head cap screw (HD-STC5)

PANEL HINGE WITH EDGE GRIPS AND DISC CAPS

Aluminum

PART	HINGE SIZE	HOLDS	CAP STYLE
SO-A1H-EGC-125	1"	1/8"	brushed disc
SO-A1H-EGC-250	1"	1/4"	brushed disc
SO-A1H-EGC-375	1"	3/8"	brushed disc
SO-A1H-EGC-500	1"	1/2"	brushed disc



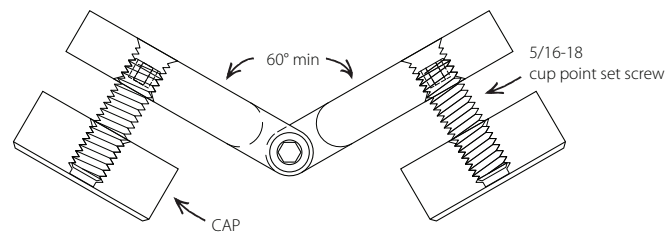
Includes Finishing Discs, SO-DISC2. See page SO:13

- Assembly hardware included**
- (2) Adhesive finishing disc (SO-DISC2)
 - (2) Nylon tip socket set screw (HD-NT1)
 - (2) Low head socket cap screw (HD-LHD7)
 - (1) Socket head cap screw (HD-STC1)
- Note**
- For detailed edge grip drawing, see page SO:16

PANEL HINGE WITH CAPS

Aluminum

PART	DIA.	CAP HEIGHT	CAP STYLE
SO-A1H-CAP9	1"	3/8"	round cap
SO-A125H-CAP3	1-1/4"	1/2"	round cap

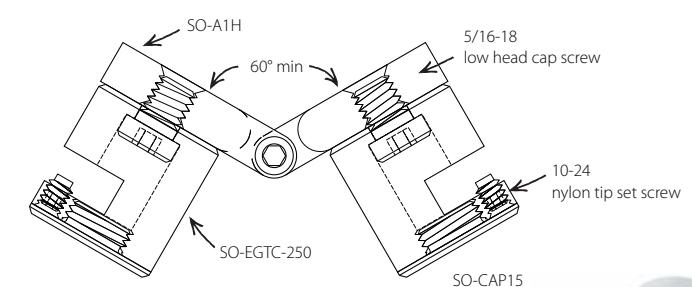


- Assembly hardware included**
- (2) Threaded stud up to 1-1/2" long. Specify stud or material thickness. See page HD:20
 - SO-A1H-CAP9
 - (1) Socket head cap screw (HD-STC1)
 - SO-A125H-CAP3
 - (1) Socket head cap screw (HD-STC5)

PANEL HINGE WITH EDGE GRIPS AND THREADED CAPS


Aluminum

PART	HINGE SIZE	HOLDS	CAP STYLE
SO-A1H-EGTC250-15	1"	1/4"	threaded cap
SO-A1H-EGTC375-15	1"	3/8"	threaded cap



Includes Finishing Caps, SO-CAP15. See page SO:5

- Assembly hardware included**
- (2) Threaded finishing caps (SO-CAP15)
 - (2) Nylon tip socket set screw (HD-NT1)
 - (2) Low head socket cap screw (HD-LHD7)
 - (1) Socket head cap screw (HD-STC1)
- Note**
- For detailed edge grip drawing, see page SO:17



STANDOFF KITS

Standoff Kits come in a variety of diameters and lengths with everything you need to get started on your project including a set of four (4) standoffs with assembly and installation hardware and instructions. All kit components are also available for purchase individually.



3/8" DIAMETER KITS

Aluminum



PART	DIA.	BARREL LENGTH	HOLDS
● SOK-7-050	3/8"	1/2"	1/8" to 1/2"

- ⚙️ Custom finishes available
 - Available in black anodize
 - Additional cost and lead time may apply

5/8" DIAMETER KITS

Aluminum



PART	DIA.	BARREL LENGTH	HOLDS
● SOK-8-500	5/8"	1/2"	1/4" to 3/8"
● SOK-8-750	5/8"	3/4"	up to 1/2"
● SOK-8-100	5/8"	1"	up to 1/2"

- ⚙️ Custom finishes available
 - Available in brass anodize
 - Available in black anodize
 - Available in polished chrome plate
 - Additional cost and lead time may apply

3/4" DIAMETER KITS

Aluminum



PART	DIA.	BARREL LENGTH	HOLDS
● SOK-75-075	3/4"	3/4"	up to 1/2"
● SOK-75-100	3/4"	1"	up to 1/2"
● SOK-75-125	3/4"	1-1/4"	up to 1/2"

1" DIAMETER KITS

Aluminum



PART	DIA.	BARREL LENGTH	HOLDS
● SOK-9-050	1"	1/2"	1/4" or 3/8"
● SOK-9-100	1"	1"	up to 1/2"
● SOK-9-150	1"	1-1/2"	up to 1/2"
● SOK-9-200	1"	2"	up to 3/4"

- ⚙️ Custom finishes available
 - Available in brass anodize
 - Available in black anodize
 - Available in polished chrome plate
 - Additional cost and lead time may apply

1-1/4" DIAMETER KITS

Aluminum



PART	DIA.	BARREL LENGTH	HOLDS
● SOK-3-1	1-1/4"	1"	up to 1/2"
● SOK-3-2	1-1/4"	2"	up to 3/4"

1-1/2" DIAMETER KITS

Aluminum



PART	DIA.	BARREL LENGTH	HOLDS
● SOK-10-151	1-1/2"	1"	up to 1/2"
● SOK-10-152	1-1/2"	2"	up to 3/4"

STAINLESS STEEL KITS

316 Stainless Steel



PART	DIA.	BARREL LENGTH	HOLDS
● SOK-SS50-1500	1/2"	1/2"	1/8" or 1/4"
● SOK-SS100-3100	1"	1"	up to 1/2"

EDGE GRIP KITS

Aluminum



PART	DIA.	HOLDS
● SOK-PEG75	3/4"	1/8" to 1/4"
● SOK-PEG9	1"	1/8" to 1/2"
● SOK-PEG3	1-1/4"	1/8" to 3/4"

PANEL CLIP KITS

Aluminum



PART	DIA.	HOLDS
● SOK-PC-100	1"	1/8" to 1/4"
● SOK-PC-125	1-1/4"	1/8" to 1/4"

STANDOFFS INDEX



1	Standard Cap SO-CAP25, SO-CAP7, SO-CAP8, SO-CAP8CU, SO-CAP75, SO-CAP9, SO-CAP9CU, SO-CAP3, SO-CAP10, SO-CAP22R	SO:4	13	1-1/4" to 2" Diameter Standard Barrel SO-250, SO-625, SO-1, SO-115, SO-2, SO-3, SO-3, SO-4, SO-6, SO-8, SO-10, SO-12, SO-1525, SO-1505, SO-151, SO-152, SO-153, SO-154, SO-201R, SO-202R, SO-203R, SO-204R, SO-206R	SO:9
2	Stainless Steel Cap SO-SSCAP50, SO-SSCAP75, SO-SSCAP100, SO-SSCAP125	SO:4	14	Stainless Steel Barrel SO-SS1500, SO-SS1750, SO-SS2500, SO-SS2750, SO-SS2100, SO-SS3750, SO-SS3100, SO-SS4100, SO-SS4150	SO:10
3	Low Profile Cap SO-CAP11, SO-CAP12, SO-CAP13, SO-CAP23, SO-CAP14	SO:5	15	Square Barrel SO-ASQ1, SO-ASQ2	SO:10
4	Low Profile Cap with Integrated Stud SO-CAP17, SO-CAP18, SO-CAP19	SO:5	16	LED Standoff Barrel SO-9050-LED, SO-9100-LED, SO-9150-LED	SO:11
5	Finishing Cap with Integrated Stud SO-CAP15, SO-CAP16, SO-CAP26	SO:5	17	LED Light Board SO-LED-RED, SO-LED-WHITE, SO-LED-BLUE, SO-LED-GREEN	SO:11
6	Security Cap with Integrated stud SO-SCB, SO-SCB1, SO-SCB2	SO:6	18	LED Power Supply SO-LED-PS, SO-LED-HWPS	SO:11
7	Security Cap SO-SC9, SO-SC3, SO-SC10	SO:6	19	Standoff Hub SO-04H-250R, SO-04H-375R, SO-14H-250R, SO-14H-375R, SO-14H-500R, SO-A24H-250, SO-A24H-375, SO-A24H-500	SO:12
8	Stainless Steel Security Cap with Stem SO-SSCAP1R, SO-SSCAP2R, SO-SSCAP3, SO-SSCAP4	SO:6	20	Panel Clip with Brushed Disc SO-APC-100, SO-APC-125	SO:13
9	Extrusion Cap SL-1.25PCAP, SL-2.SPCAP	SO:7	21	Adhesive Replacement Disc for Panel Clips SO-DISC1, SO-DISC2	SO:13
10	Hex Cap SO-HCAP1, SO-HCAP2	SO:7	22	Standoff Gripper SO-AGR-250, SO-AGR-375, SO-AGR-500, SO-AGR-750	SO:14
11	Square Cap SO-CAP20	SO:7			
12	1/4" to 1" Diameter Standard Barrel SO-2525, SO-025, SO-050, SO-010R, SO-500, SO-750, SO-100, SO-150, SO-200, SO-300, SO-BAR5, SO-BAR9, 1/4" to 1" Diameter Standard Barrel (cont.) SO-BAR11, SO-75075, SO-75100, SO-75125, SO-9025, SO-9050, SO-9075, SO-9100, SO-9100CU, SO-9150, SO-9200, 1/4" to 1" Diameter Standard Barrel (cont.) SO-9300, SO-9400, SO-9600	SO:8			

STANDOFFS INDEX




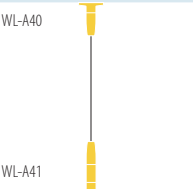
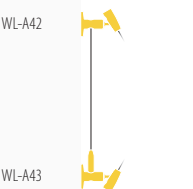

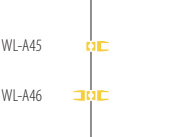












23	Standoff Gripper with Base Plate SO-AGR-250WMBL, SO-AGR-375WMBT, SO-AGR-500WMBT, SO-AGR-750WMBT	SO:15	33	Panel Hinge with Edge Grips and Disc Caps SO-A1H-EGC-125, SO-A1H-EGC-250, SO-A1H-EGC-375, SO-A1H-EGC-500	SO:21
24	Transition Ring SO-TR	SO:15	34	Panel Hinge with Edge Grips and Threaded Caps SO-A1H-EGTC250-15, SO-A1H-EGTC375-15	SO:21
25	Non-Adjustable Edge Grip with adhesive Cap SO-AEGC-125, SO-AEGC-250, SO-AEGC-375, SO-AEGC-500	SO:16	35	Standoff Mounting Kit SOK-7-050, SOK-7-050BL, SOK-8-500, SOK-8-500BL, SOK-8-500BR, SOK-8-500CR, SOK-8-750, SOK-8-750BL, SOK-8-100, SOK-8-100BL, SOK-7-075, SOK-75-100, SOK-75-125, SOK-9-050, SOK-9-050BL, SOK-9-050BR, SOK-9-100, SOK-9-100BL, SOK-9-100BR, SOK-9-100CR, SOK-9-150, SOK-9-150BL, SOK-9-200, SOK-9-200BL, SOK-3-1, SOK-3-2, SOK-10-151, SOK-10-152	SO:22
26	Non-Adjustable Edge Grip with Threaded Cap SO-AEGTC125-15, SO-AEGTC250-15, SO-AEGTC375-15, SO-AEGTC500-15	SO:17	36	Standoff Mounting Kit (cont.) SOK-8-100BL, SOK-75-075, SOK-75-100, SOK-75-125, SOK-9-050, SOK-9-050BL, SOK-9-050BR, SOK-9-100, SOK-9-100BL, SOK-9-100BR, SOK-9-100CR, SOK-9-150, SOK-9-150BL, SOK-9-200, SOK-9-200BL	SO:22
27	Adjustable Edge Grip SO-APEG9, SO-APEG3, SO-APEG75	SO:18	37	Standoff Mounting Kit (cont.) SOK-3-1, SOK-3-2, SOK-10-151, SOK-10-152	SO:22
28	Variable Depth Standoff Assembly Call for assistance with specific parts and configurations	SO:18	38	Stainless Steel Standoff Mounting Kit SOK-SS50-1500, SOK-SS100-3100	SO:23
29	Double Adjustable Edge Grip SO-ADPEG9, SO-ADPEG3	SO:19			
30	Square Adjustable Edge Grip SO-APEG-SQ9, SO-APEG-SQ3	SO:19			
31	Panel Hinge SO-A1H, SO-A125H	SO:20			
32	Panel Hinge with Caps SO-A1H-CAP9, SO-A125H-CAP3	SO:20			




WL-Rod & Wire

WL 3/64" Wire Surface Mounts	WL:4
WL 3/64" Wire Panel Grippers	WL:6
WL 3/64" Wire Swaged Wire Packs	WL:9
WL Surface Mounted Panel Grippers	WL:10
WL 1/4" Rod Surface Mounts	WL:12
WL 1/4" Rod Panel Grippers	WL:13
WL Wire Suspension Kits	WL:16
WL Individual & Replacement Parts	WL:17
WL Rod & Wire Index	WL:18



WL-Rod & Wire is an sleek suspension system designed around 3/64" stainless steel wire and 1/4" aluminum rod. This hardware is best for suspending lightweight applications up to 15 lbs from any flat or angled surface.

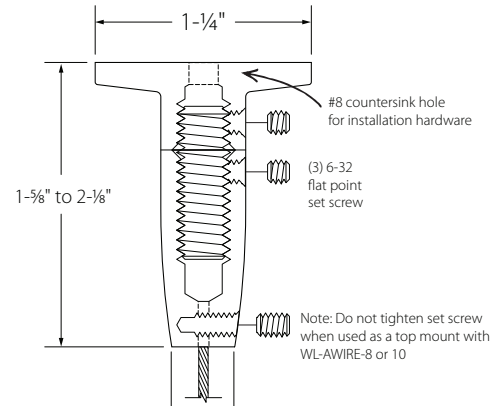
		WL ROD & WIRE		WS WIRE SUSPENSION		EZ ROD & WIRE					
		3/64" wire	1/4" rod	3/64" wire		1/8" wire		1/4" rod	3/8" rod		5/8" rod
Surface mounts 	Floor-to-ceiling 	WL-A40	WL-A60	WS-A1B	WS-A27B	EZ-A27 or EZ-AH28PO	EZ-APCA	EZ-A29	EZ-A31	EZ-A2.5WMBL	
	Wall Mounted (angled) 	WL-A41	WL-A61	WS-A1	WS-A27	EZ-A28	EZ-A53	EZ-A30	EZ-AH32		
Wire/Rod Mounted Panel Grippers 	Vertical or horizontal Rotates to grip at any angle 	WL-A45	WL-A62	WS-A3		EZ-A5	EZ-A58	EZ-A9	EZ-A13	EZ-A60	
	Fixed Horizontal Holds panels (shelves) horizontally 	WL-A46	WL-A63	WS-A4		EZ-A6	EZ-A59	EZ-A10	EZ-A14	EZ-A61	
	Fixed Vertical Holds panels vertically 			WS-AHEG		EZ-AHGC					
	Saddle gripper 			WS-AWSC	vert. or horiz.	EZ-AHDG					
	Connector with cap 	WL-A47		WS-AEVG		EZ-AVGC					
	Vertical panel gripper 	WL-A44	WL-A64	WS-AEVDG		EZ-AVDG					
				WS-AESG		EZ-A8		EZ-A12	EZ-A16	EZ-A62	
Extrusion Mounted Components 				WS-A23	WS-A14	EZ-A50		EZ-A5SR	EZ-A56	EZ-A57	
				WS-A17	WS-AEPG	EZ-A43 or EZ-AH43PO		EZ-A51	EZ-A52 or EZ-AH52		
Shelving Components 	Spreader bar 			WS-A11B	WS-A26B						
	Shelf hub 			WS-A11	WS-A26						
	Panel connector 			WS-A28,29,30		EZ-A63,64,65					
	Turnbuckle (tensioning) 			WS-A18,19,20		EZ-A46,47,48					
	Pulley wheel 			WS-A25		EZ-A40					
				WS-A16		EZ-A44					
				WS-A10	WS-ABRKA		EZ-AH45PO				
							EZ-APW				

 **WL | Rod & Wire** *Light-weight system not to exceed 15 pounds**
 **WS | Wire Suspension** *Medium-weight system not to exceed 50 pounds**
 **EZ | Rod & Wire** *Heavier-weight system not to exceed 200 pounds**

Consult a Gyford Standoff Systems Client Solution Specialist with the specifics of your installation for assistance with selecting the proper components.

*Safe working loads must be taken into consideration in order to determine the structural integrity of the mounting surface, anchors and materials that are being suspended. Standoff Systems components are not structurally rated.

**WL 3/64" WIRE
TOP MOUNT TURNBUCKLE**
Aluminum

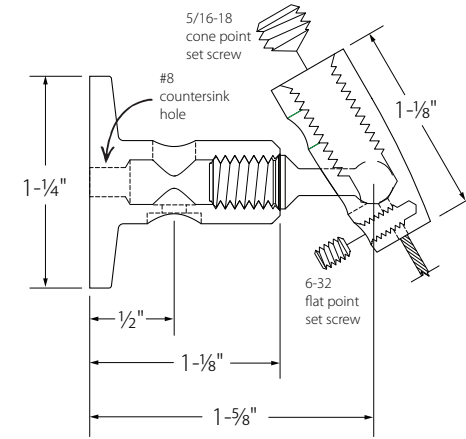


WL-A40
(Top mount)

PART	CONNECTION	WIRE LENGTH
WL-A40	top and/or bottom mount	up to 8'

- Installation hardware included**
 - (1) All purpose wall anchor (HD-FDA1)
 - (1) Oval head screw (HD-PS2)
- Assembly hardware included**
 - (1) Cup point socket set screw (HD-S19)
 - (1) Flat point socket set screw (HD-FPT8)
 - (2) Flat point socket set screw (HD-FPT7)
- Tip**
 - Use 3/64" wire with swaged ball (WL-AWIRE8). See page WL:9
- Note**
 - Do not tighten set screw when used as a top mount with WL-AWIRE8

**WL 3/64" WIRE
WALL MOUNT**
Aluminum

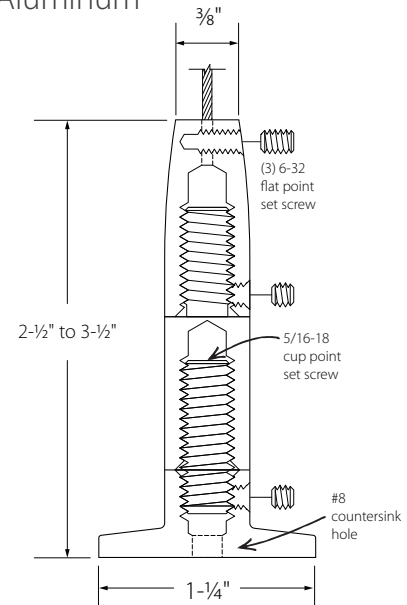


WL-A42
(Top & bottom mount)

PART	CONNECTION	WIRE LENGTH
WL-A42	top and/or bottom mount	up to 8'

- Installation hardware included**
 - (1) All purpose wall anchor (HD-FDA1)
 - (1) Oval head screw (HD-PS2)
- Assembly hardware included**
 - (1) Cone point socket set screw (HD-CP9)
 - (1) Flat point socket set screw (HD-FPT8)
- Tip**
 - Use 3/64" wire with swaged ball (WL-AWIRE8). See page WL:9
- Note**
 - Installation requires 2" long shank phillips insert bit (HD-PD2), sold separately. See page HD:14

**WL 3/64" WIRE
BOTTOM MOUNT TURNBUCKLE**
Aluminum

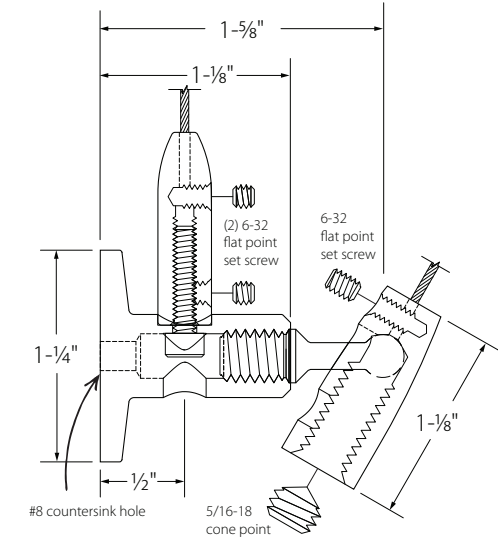


WL-A41
(Bottom mount)

PART	CONNECTION	WIRE LENGTH
WL-A41	bottom mount for larger spans	8' to 10'

- Installation hardware included**
 - (1) All purpose wall anchor (HD-FDA1)
 - (1) Oval head screw (HD-PS2)
- Assembly hardware included**
 - (1) Cup point socket set screw (HD-S19)
 - (1) Flat point socket set screw (HD-FPT8)
 - (2) Flat point Socket Set Screw (HD-FPT7)
- Tip**
 - Use 3/64" wire with swaged ball (WL-AWIRE10). See page WL:9
- Note**
 - Turnbuckle body provides additional tension capability without twisting wire





**WL 3/64" WIRE DOUBLE
WALL MOUNT**
Aluminum



WL-A43
(Bottom mount)

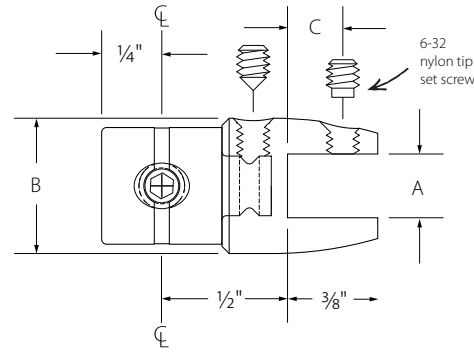
PART	CONNECTION	WIRE LENGTH
WL-A43	bottom mount for larger spans	up to 8'

- Installation hardware included**
 - (1) All purpose wall anchor (HD-FDA1)
 - (1) Oval head screw (HD-PS2)
- Assembly hardware included**
 - (1) Cone point socket set screw (HD-CP9)
 - (1) Flat point socket set screw (HD-FPT8)
 - (2) Flat point Socket Set Screw (HD-FPT7)
- Tip**
 - Use 3/64" wire with swaged ball (WL-AWIRE8). See page WL:9
- Note**
 - Installation requires 2" long shank phillips insert bit (HD-PD2), sold separately. See page HD:14



WL 3/64" WIRE SINGLE GRIPPER
Aluminum

PART	HOLDS	SLOT WIDTH (A)	DIA. (B)	DEPTH (C)
WL-A45-188	3/16"	.218"	1/2"	1/4"
WL-A45-250	1/4"	.265"	9/16"	1/4"
WL-A45-375	3/8"	.390"	5/8"	3/16"



- Assembly hardware included**
- (1) Flat point socket set screw (HD-FPT2)
 - (1) Nylon tip socket set screw (HD-NT0)
 - WL-A45-188**
 - (1) Cone point socket set screw (HD-CP1)
 - WL-A45-250, WL-A45-375**
 - (1) Cone point socket set screw (HD-CP2)
- Note**
- Grippers rotate and can be fixed at any angle.



WL-A45-188
(For 3/16" material)



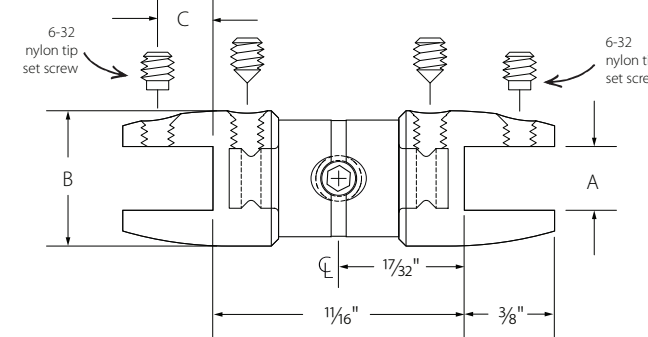
WL-A45-250
(For 1/4" material)



WL-A45-375
(For 3/8" material)

WL 3/64" WIRE DOUBLE GRIPPER
Aluminum

PART	HOLDS	SLOT WIDTH (A)	DIA. (B)	DEPTH (C)
WL-A46-188	3/16"	.218"	1/2"	1/4"
WL-A46-250	1/4"	.265"	9/16"	1/4"
WL-A46-375	3/8"	.390"	5/8"	3/16"



- Assembly hardware included**
- (1) Flat point socket set screw (HD-FPT2)
 - (2) Nylon tip socket set screw (HD-NT0)
 - WL-A46-188**
 - (2) Cone point socket set screw (HD-CP1)
 - WL-A46-250, WL-A46-375**
 - (2) Cone point socket set screw (HD-CP2)
- Note**
- Grippers rotate and can be fixed at any angle.



WL-A46-188
(For 3/16" material)



WL-A46-250
(For 1/4" material)



WL-A46-375
(For 3/8" material)



How-to Videos

www.standoffsystems.com/howto


Visit our library of "how-to" videos on our website. Our Tech Lead will walk you through installing Gyford Standoff Systems parts and hardware.



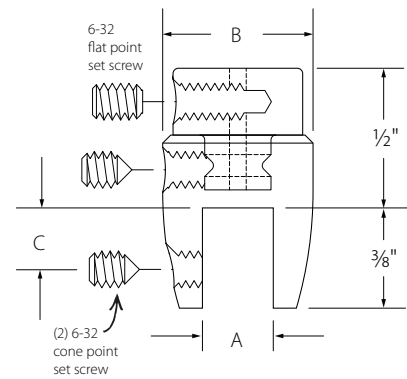
Inspirational Photo Galleries

www.standoffsystems.com/photo-gallery

- Signage/Awards
- Interior Design/Construction
- Shelving/Displays
- Art/Framing
- Retail/POP
- Exhibits/Museums



WL 3/64" WIRE VERTICAL GRIPPER
Aluminum

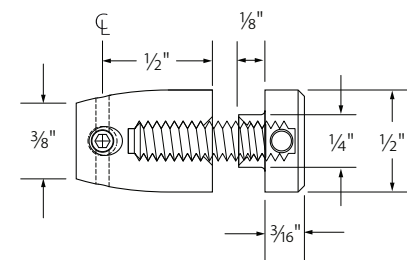


PART	HOLDS	SLOT WIDTH (A)	DIA. (B)	DEPTH (C)
WL-A44-188	3/16"	.218"	1/2"	1/4"
WL-A44-250	1/4"	.265"	9/16"	1/4"
WL-A44-375	3/8"	.390"	5/8"	3/16"

- Assembly hardware included**
- (1) Flat point socket set screw (HD-FPT8) WL-A44-188
 - (1) Cone point socket set screw (HD-CP1) WL-A44-250, WL-A44-375
 - (1) Nylon tip socket set screw (HD-NT0) WL-A44-250, WL-A44-375
 - (2) Cone point socket set screw (HD-CP2)
- Notes**
- Grippers rotate and can be fixed at any angle
 - Cone point set screw may require material to be lightly dimpled with the tip of a drill bit



WL 3/64" WIRE CONNECTOR WITH CAP
Aluminum



PART	CAP THREAD SIZE	CAP HEIGHT	WIRE SIZE	DIA.
WL-A47	10-24	3/16"	3/64"	1/2"



- Assembly hardware included**
- (1) Flat point socket set screw (HD-FPT8)
 - (1) Threaded stud up to 1-1/2" long. Specify stud or material thickness. See page HD:2
- Tip**
- Slide onto wire before installation into bottom attachment when terminating both ends of wire
- Notes**
- Minimum 1/8" material thickness

WL 3/64" WIRE WITH 1 BALL SWAGED END
Stainless Steel

PART	WIRE SIZE	LENGTH	INCLUDES
WL-AWIRE8	3/64" wire	8' 6"	8' 6" WS-Wire with one ball swaged end
WL-AWIRE10	3/64" wire	10' 6"	10' 6" WS-Wire with one ball swaged end

- Note**
- Cut to desired length at time of installation
- Tip**
- Use a wire bypass cutter to cut wire without fraying. See page HD:16



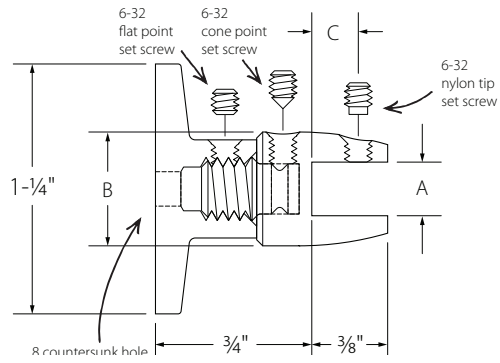
How-to Videos
www.standoffsystems.com/howto

Visit our library of "how-to" videos on our website. Our Tech Lead will walk you through installing Gyford Standoff Systems parts and hardware.



WL PANEL GRIPPER WITH BASE PLATE
Aluminum

PART	HOLDS	SLOT WIDTH (A)	DIA. (B)	DEPTH (C)
WL-AUBC-188	3/16"	.218"	1/2"	1/4"
WL-AUBC-250	1/4"	.265"	9/16"	1/4"
WL-AUBC-375	3/8"	.390"	5/8"	3/16"



- Installation hardware included**
 - (1) All purpose wall anchor (HD-FDA1)
 - (1) Oval head screw (HD-PS2)
- Assembly hardware included**
 - (1) Flat point socket set screw (HD-FPT7)
 - (1) Nylon tip socket set screw (HD-NT0)

WL-AUBC-188

 - (1) Cone point socket set screw (HD-CP1)

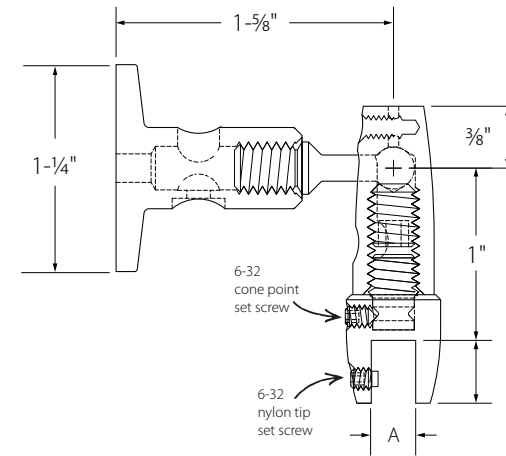
WL-AUBC-250, WL-AUBC-375

 - (1) Cone point socket set screw (HD-CP2)
- Note**
 - Grippers rotate and can be fixed at any angle



WL ANGLED PANEL GRIPPER WITH BASE PLATE
Aluminum

PART	HOLDS	SLOT WIDTH (A)
WL-AACM-188	3/16"	.218"
WL-AACM-250	1/4"	.265"
WL-AACM-375	3/8"	.390"




- Installation hardware included**
 - (1) All purpose wall anchor (HD-FDA1)
 - (1) Oval head screw (HD-PS2)
- Assembly hardware included**
 - (1) Cup point socket set screw (HD-S14)
 - (1) Nylon tip socket set screw (HD-NT0)

WL-AACM-188

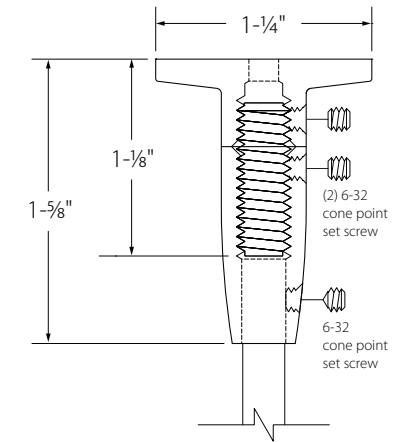
 - (1) Cone point socket set screw (HD-CP1)

WL-AACM-250, WL-AACM-375

 - (1) Cone point socket set screw (HD-CP2)
- Tip**
 - Slide grippers onto rod before final installation attachment
- Note**
 - Grippers rotate and can be fixed at any angle



WL 1/4" ROD UNIVERSAL TOP MOUNT
Aluminum

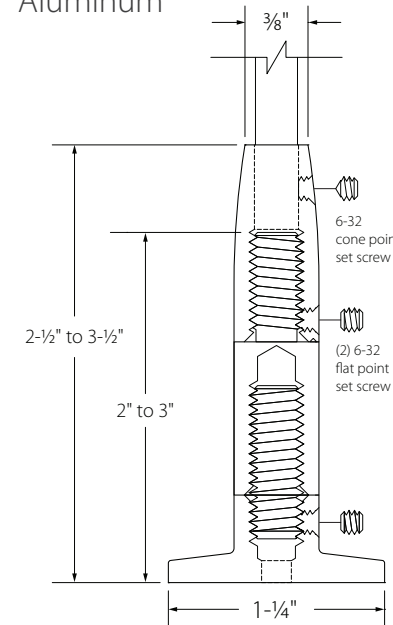


PART	CONNECTION	ROD DIAMETER	ROD LENGTH
WL-A60	top and/or bottom mount	1/4"	sold per foot



- Installation hardware included**
 - (1) All-purpose wood anchor (HD-FDA1)
 - (1) Oval head screw (HD-PS2)
- Assembly hardware included**
 - (1) Cone point socket set screw (HD-CP1)
 - (2) Flat point socket set screw (HD-FPT7)
 - (1) Cup point socket set screw (HD-S19)
- Note**
 - The WL-A60 top mount provides attachment only (no tension)
 - 1/4" Aluminum rod is flexible and intended to span short distances

WL 1/4" ROD UNIVERSAL BOTTOM MOUNT
Aluminum

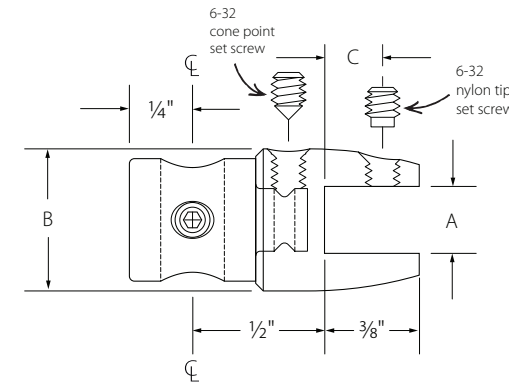


PART	CONNECTION	ROD DIAMETER	ROD LENGTH
WL-A61	bottom mount for adjustment	1/4"	sold per foot



- Installation hardware included**
 - (1) All-purpose wood anchor (HD-FDA1)
 - (1) Oval head screw (HD-PS2)
- Assembly hardware included**
 - (1) Cone point socket set screw (HD-CP1)
 - (2) Flat point socket set screw (HD-FPT7)
 - (1) Cup point socket set screw (HD-S19)
- Note**
 - The WL-A61 bottom mount provides minimal rod tension
 - 1/4" Aluminum rod is flexible and intended to span short distances

WL 1/4" ROD PANEL GRIPPER
Aluminum



PART	HOLDS	SLOT WIDTH (A)	DIA. (B)	DEPTH (C)
WL-A62-188	3/16"	.218"	1/2"	1/4"
WL-A62-250	1/4"	.265"	9/16"	1/4"
WL-A62-375	3/8"	.390"	5/8"	3/16"



WL-A62-188
(For 3/16" material)



WL-A62-250
(For 1/4" material)



WL-A62-375
(For 3/8" material)


- Assembly hardware included**
 - WL-A62-188
 - (1) Nylon tip socket set screw (HD-NT0)
 - (2) Cone point socket set screw (HD-CP1)
 - WL-A62-250 and WL-A62-375
 - (1) Nylon tip socket set screw (HD-NT0)
 - (1) Cone point socket set screw (HD-CP1)
 - (1) Cone point socket set screw (HD-CP2)
- Tip**
 - Slide grippers onto rod before final installation attachment
- Note**
 - Grippers rotate and can be fixed at any angle

1/4" DIAMETER ROD
Aluminum



PART	DIA.	LENGTH
EZ-ROD250	1/4"	8' or 12'

- Note**
 - Custom lengths available. Additional packaging and shipping costs may apply
 - 1/4" diameter rod is part of the EZ line, which also includes 3/8" and 5/8" diameters. See page EZ:30

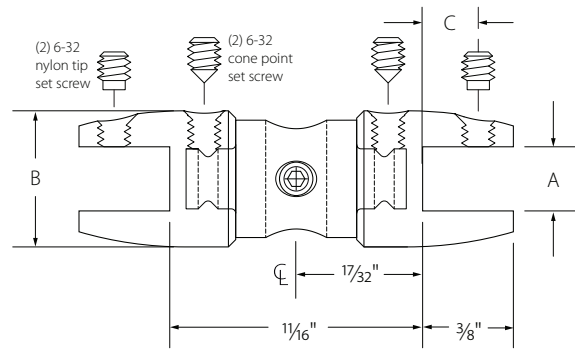


WL 1/4" ROD DOUBLE PANEL GRIPPER
Aluminum

PART	HOLDS	SLOT WIDTH (A)	DIA. (B)	DEPTH (C)
WL-A63-188	3/16"	.218"	1/2"	1/4"
WL-A63-250	1/4"	.265"	9/16"	1/4"
WL-A63-375	3/8"	.390"	5/8"	3/16"

- Assembly hardware included**
- WL-A63-188**
 - (2) Nylon tip socket set screw (HD-NT0)
 - (3) Cone point socket set screw (HD-CP1)
 - WL-A63-250 and WL-A63-375**
 - (2) Nylon tip socket set screw (HD-NT0)
 - (1) Cone point socket set screw (HD-CP1)
 - (2) Cone point socket set screw (HD-CP2)

- Tip**
- Slide grippers onto rod before final installation attachment
- Note**
- Grippers rotate and can be fixed at any angle



WL-A63-188
(For 3/16" material)



WL-A63-250
(For 1/4" material)

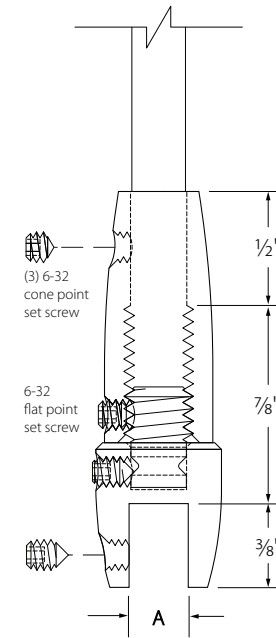


WL-A63-375
(For 3/8" material)

WL 1/4" ROD VERTICAL PANEL GRIPPER
Aluminum

PART	HOLDS	SLOT WIDTH (A)	HEIGHT	ROD SIZE
WL-A64-188	3/16"	.218"	1-1/2"	1/4"
WL-A64-250	1/4"	.265"	1-1/2"	1/4"
WL-A64-375	3/8"	.390"	1-1/2"	1/4"

- Assembly hardware included**
- WL-A64-188**
 - (1) Flat point socket set screw (HD-FPT7)
 - WL-A64-250 and WL-A64-375**
 - (2) Cone point socket set screw (HD-CP1)
 - (1) Cone point socket set screw (HD-CP2)




WL-A64-188
(For 3/16" material)



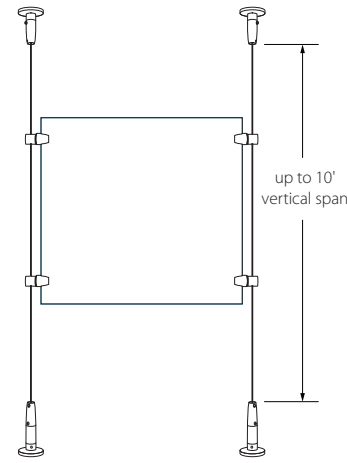
WL-A64-250
(For 1/4" material)



WL-A64-375
(For 3/8" material)



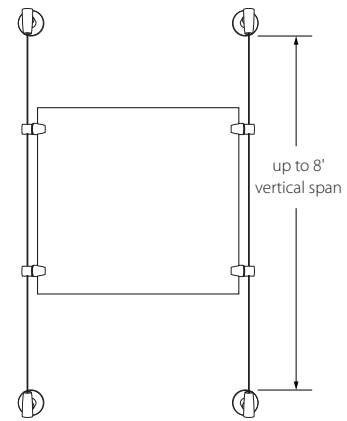
WL FLOOR TO CEILING MOUNTED WIRE SUSPENSION SYSTEM
Aluminum



PART	WIRE SIZE	HOLDS
WLK-9	3/64"	3/16"
WLK-10	3/64"	1/4"

- Installation hardware included**
 - (4) Oval head screw (HD-PS2)
 - (4) All purpose wall anchor (HD-FDA1)
 - Assembly hardware included**
 - (2) 10' 3/64" swaged wire lengths (WL-AWIRE10)
 - (2) WL Top Mounts (WL-A40)
 - (2) WL Bottom Mounts (WL-A41)
- WLK-9**
- (4) WL Vertical Gripper (WL-A45-188)
- WLK-10**
- (4) WL Vertical Gripper (WL-A45-250)

WL WIRE WALL MOUNTED WIRE SUSPENSION SYSTEM
Aluminum



PART	WIRE SIZE	HOLDS
WLK-11	3/64"	3/16"
WLK-12	3/64"	1/4"

- Installation hardware included**
 - (4) Oval head screw (HD-PS2)
 - (4) All purpose wall anchor (HD-FDA1)
 - Assembly hardware included**
 - (2) 8' 3/64" swaged wire lengths (WL-AWIRE8)
 - (4) WL Top or Bottom Mounts (WL-A42)
- WLK-11**
- (4) WL Vertical Gripper (WL-A45-188)
- WLK-12**
- (4) WL Vertical Gripper (WL-A45-250)

WL INDIVIDUAL AND REPLACEMENT PARTS
Visit our website for product specifications

BASE MOUNTS & CONNECTORS

- WL-AEBM**
Extended Base Mount
- WL-AUBM**
Universal Base Mount
- WL-CCP**
Capstan Connection Pin
- WL-TBE**
Turnbuckle Extension
- WL-BP**
Ball Pin

CAP

- WL-A500CAP**
1/2" Diameter Cap

GRIPPERS

- WL-A188C**
3/16" Gripper
- WL-A250C**
1/4" Gripper
- WL-A375C**
3/8" Gripper

SPREADER BARS & CONNECTORS

- WL-AREWC**
3/16" Rod Wire Connector
- WL-AREWPC**
1/4" Rod Wire Position Connector

Note
*Left hand threads are marked with a dimple on the turnbuckle body.



ROD CONNECTORS

- WL-ASHRT**
Single Rod Connector
- WL-ADHRT**
Double Rod Connector

ROD TURNBUCKLES


- WL-ARHRT**
Right Hand Rod Turnbuckle
- WL-ALHRT**
Left Hand Rod Turnbuckle*

WIRE CONNECTORS

- WL-AVWT**
Vertical Wire Connector
- WL-ASHWT**
Single Wire Connector
- WL-ADHWT**
Double Wire Connector
- WL-ATHWT**
Threaded Wire Connector

WIRE TURNBUCKLES

- WL-ARHWT**
Right Hand Wire Turnbuckle
- WL-ALHWT**
Left Hand Wire Turnbuckle
- WL-ABWT**
Bullet Wire Turnbuckle
- WL-ASWT**
Swivel Wire Turnbuckle




WL ROD & WIRE INDEX



1	WL 3/64" Wire Top Mount Turnbuckle WL-A40	WL:4	12	WL 1/4" Rod Universal Top Mount WL-A60	WL:12
2	WL 3/64" Wire Bottom Mount Turnbuckle WL-A41	WL:4	13	WL 1/4" Rod Universal Bottom Mount WL-A61	WL:12
3	WL 3/64" Wire Wall Mount WL-A42	WL:5	14	WL 1/4" Rod Panel Gripper WL-A62-188, WL-A62-250, WL-A62-375	WL:13
4	WL 3/64" Wire Double Wall Mount WL-A43	WL:5	15	EZ 1/4" Diameter Rod EZ-ROD250	WL:13
5	WL 3/64" Wire Single Gripper WL-A45-188, WL-A45-250, WL-A45-375	WL:6	16	WL 1/4" Rod Double Panel Gripper WL-A63-188, WL-A63-250, WL-A63-375	WL:14
6	WL 3/64" Wire Double Gripper WL-A46-188, WL-A46-250, WL-A46-375	WL:7	17	WL 1/4" Rod Vertical Panel Gripper WL-A64-188, WL-A64-250, WL-A64-375	WL:14
7	WL 3/64" Wire Vertical Gripper WL-A44-188, WL-A44-250, WL-A44-375	WL:8	18	WL Floor to Ceiling Mounted Wire Suspension System WLK-9, WLK-10	WL:16
8	WL 3/64" Wire Connector with Cap WL-A47	WL:8	19	WL Wall Mounted Wire Suspension System WLK-11, WLK-12	WL:16
9	WL 3/64" Wire with 1 ball swaged end WL-AWIRE8, WL-AWIRE10	WL:9	20	WL Extended Base Mount WL-AEBM	WL:17
10	WL Panel Gripper with Base Plate WL-AUBC-188, WL-AUBC-250, WL-AUBC-375	WL:10	21	WL Universal Base Mount WL-AUBM	WL:17
11	WL Angled Panel Gripper with Base Plate WL-AACM-188, WL-AACM-250, WL-AACM-375	WL:11	22	WL Capstan Connection Pin WL-CCP	WL:17

WL ROD & WIRE INDEX



23	WL Tunbuckle Extension WL-TBE	WL:17	32	WL 1/4" Rod Left Hand Turnbuckle Body WL-ALHRT	WL:17
24	WL Ball Pin WL-BP	WL:17	33	WL 3/64" Wire Vertical Connector WL-AVWT	WL:17
25	WL 1/2" Diameter Cap WL-A500CAP	WL:17	34	WL 3/64" Wire Swivel Turnbuckle Body Assembly WL-ASHWT	WL:17
26	WL Panel Gripper WL-A188C, WL-A250C, WL-A375C	WL:17	35	WL 3/64" Wire Double Horizontal Connector WL-ADHWT	WL:17
27	WL Rod End Wire Connector WL-AREWC	WL:17	36	WL 3/64" Wire Threaded Connector WL-ATHWT	WL:17
28	WL Rod End Wire Position Connector WL-AREWPC	WL:17	37	WL 3/64" Wire Right Hand Turnbuckle Body WL-ARHWT	WL:17
29	WL 1/4" Rod Single Connector WL-ASHRT	WL:17	38	WL 3/64" Wire Left Hand Turnbuckle Body WL-ALHWT	WL:17
30	WL 1/4" Rod Double Connector WL-ADHRT	WL:17	39	WL 3/64" Wire Bullet Turnbuckle WL-ABWT	WL:17
31	WL 1/4" Rod Right Hand Turnbuckle Body WL-ARHRT	WL:17	40	WL 3/64" Wire Swivel Turnbuckle Body WL-ASWT	WL:17

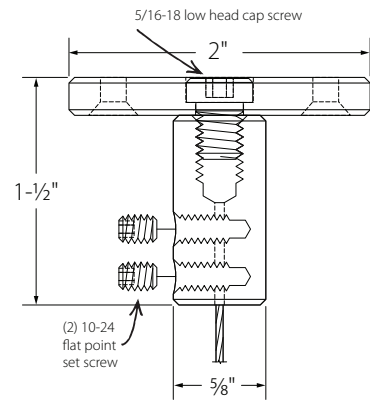
Wire Suspension

WS 3/64" Wire Surface Mounts	WS:2
WS 3/64" Wire Panel Grippers	WS:5
WS 3/64" Wire Saddle Grippers	WS:9
WS 3/64" Wire Connector with Cap	WS:9
WS 3/64" Wire Shelving Components	WS:10
WS 3/64" Wire	WS:13
WS 3/64" Wire Extrusion Mounts	WS:14
WS Surface Mounted Panel Grippers	WS:16
WS Wire Suspension Kits	WS:20
WS Individual Parts	WS:21
WS Wire Suspension Index	WS:22



This Wire Suspension line is designed to support applications up to 50 lbs. This product line uses 3/64" stainless steel wire to suspend, grip and mount materials from fixed or angled surfaces.

WS 3/64" WIRE TOP MOUNT WITH BASE PLATE
Aluminum



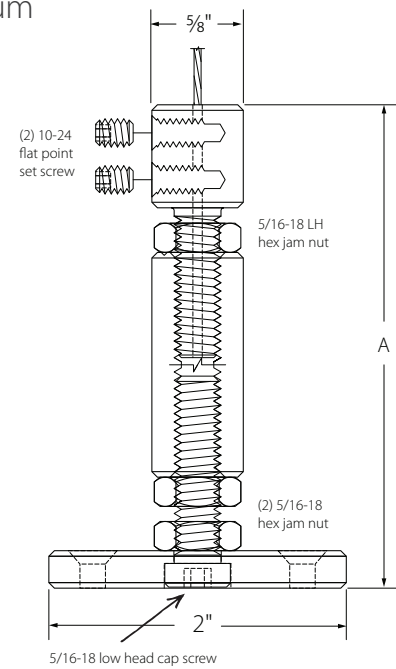
PART	CONNECTION	LENGTH	WIRE SIZE
WS-A1B	top mount	1-1/2"	3/64"



- Installation hardware included**
 - (3) Oval head screw (HD-PS2)
- Assembly hardware included**
 - (2) Flat point socket set screw (HD-FPT3)
 - (1) Low head socket cap screw (HD-LHD7)
- Tips**
 - Wire needed will be about 3" shorter than the distance between the mounting surfaces.
 - You can also mount directly to aluminum extrusion using an extrusion nut. See page WS:14



WS 3/64" WIRE BOTTOM MOUNT WITH BASE PLATE
Aluminum



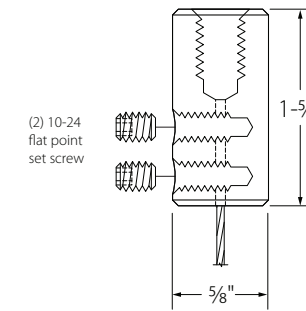
PART	CONNECTION	LENGTH (A)	WIRE SIZE
WS-A1	bottom mount	3-1/8" to 3-7/8"	3/64"



- Installation hardware included**
 - (3) Oval head screw (HD-PS2)
- Assembly hardware included**
 - (2) Flat point socket set screw (HD-FPT3)
 - (1) Low head socket cap screw (HD-LHD11S)
 - (2) Hex jam nut (HD-HJN3)
 - (1) Hex jam nut with left-hand thread (HD-HJN4)
- Tips**
 - Wire needed will be about 3" shorter than the distance between the mounting surfaces.
 - You can also mount directly to aluminum extrusion using an extrusion nut. See page WS:14



WS 3/64" WIRE TOP MOUNT WITH MOUNTING SCREW
Aluminum

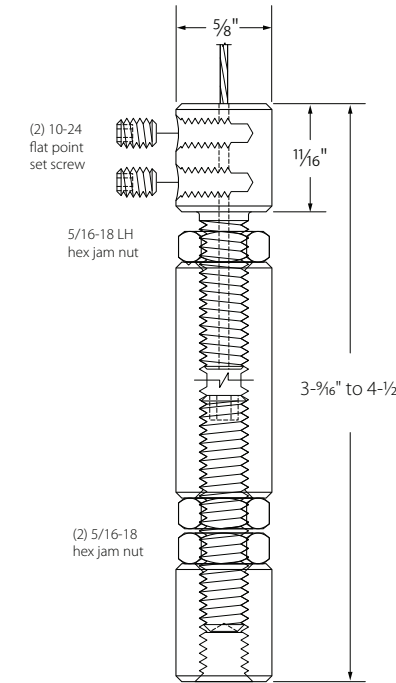


PART	CONNECTION	LENGTH	WIRE SIZE
WS-A27B	top mount	1-1/4"	3/64"



- Installation hardware included**
 - (1) Combination screw (HD-CBS1)
- Assembly hardware included**
 - (2) Flat point socket set screw (HD-FPT3)


WS 3/64" WIRE BOTTOM MOUNT WITH MOUNTING SCREW
Aluminum



PART	CONNECTION	LENGTH	WIRE SIZE
WS-A27	bottom mount	3-9/16" to 4-1/2"	3/64"

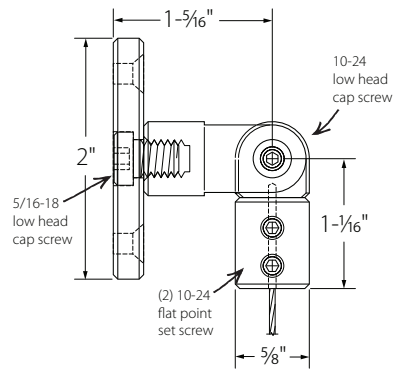


- Installation hardware included**
 - (1) Combination screw (HD-CBS1)
- Assembly hardware included**
 - (2) Flat point socket set screw (HD-FPT3)
 - (1) Hex jam nut with left-hand thread (HD-HJN4)
 - (2) Hex jam nut (HD-HJN3)
 - (1) Cup point socket set screw (HD-S22)



WS 3/64" WIRE HINGED TOP MOUNT WITH BASE PLATE
Aluminum

PART	CONNECTION	LENGTH	WIRE SIZE
WS-A6B	top mount	1-1/16"	3/64"



WS-A6B
(Top mount)

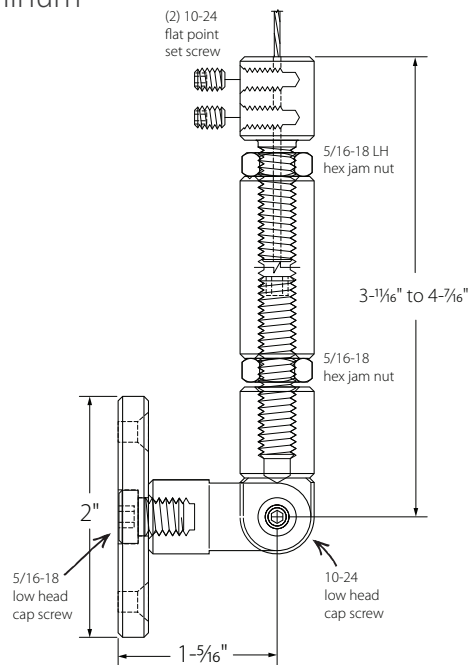


- Installation hardware included**
 - (3) Oval head screw (HD-PS2)
- Assembly hardware included**
 - (2) Flat point socket set screw (HD-FPT3)
 - (1) Low head socket cap screw (HD-LHD2)
 - (1) Low head socket cap screw (HD-LHD7)
- Tips**
 - Wire needed will be about 3" shorter than the distance between the mounting points
 - You can also mount directly to aluminum extrusion using an extrusion nut (WS-A26B). See page WS:15



WS 3/64" WIRE HINGED BOTTOM MOUNT WITH BASE PLATE
Aluminum

PART	CONNECTION	LENGTH	WIRE SIZE
WS-A6	bottom mount	3-11/16" to 4-7/16"	3/64"



WS-A6
(Bottom mount)

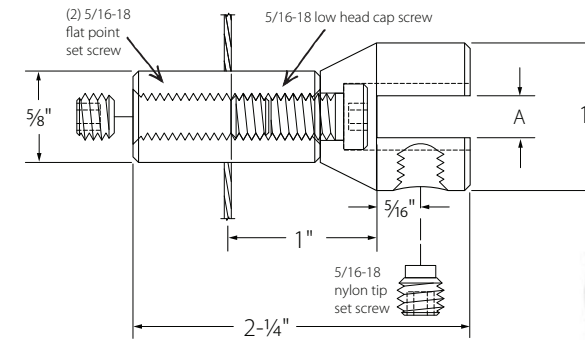


- Installation hardware included**
 - (3) Oval head screw (HD-PS2)
- Assembly hardware included**
 - (2) Flat point socket set screw (HD-FPT3)
 - (1) Low head socket cap screw (HD-LHD2)
 - (1) Low head socket cap screw (HD-LHD7)
 - (1) Hex jam nut with left-hand thread (HD-HJN4)
 - (1) Hex jam nut (HD-HJN3)
 - (1) Cup point socket cap screw (HD-S22)
- Tips**
 - Wire needed will be about 3" shorter than the distance between the mounting points
 - You can also mount directly to aluminum extrusion using an extrusion nut (WS-A26). See page WS:15



WS 3/64" WIRE SINGLE GRIPPER
Aluminum

PART	HOLDS	SLOT WIDTH (A)	LENGTH	WIRE SIZE
WS-A3-125	1/8"	.155"	2-1/4"	3/64"
WS-A3-250	1/4"	.280"	2-1/4"	3/64"
WS-A3-375	3/8"	.405"	2-1/4"	3/64"
WS-A3-500	1/2"	.530"	2-1/4"	3/64"

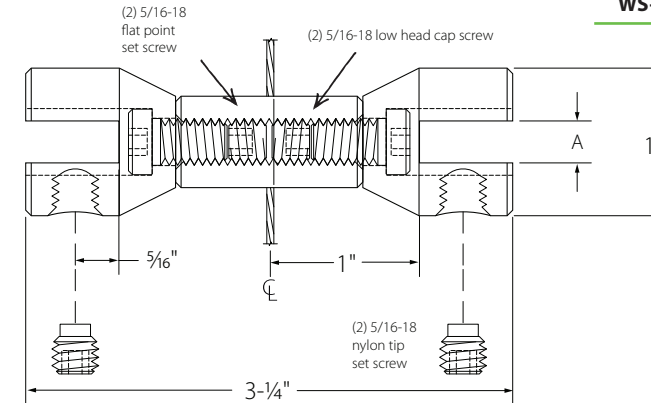


- Assembly hardware included**
 - (2) Flat point socket set screw (HD-FPT5)
 - (1) Low head socket cap screw (HD-LHD8)
- WS-A3-125**
 - (1) Nylon tip socket set screw (HD-NT8)
- WS-A3-250, WS-A3-375, WS-A3-500**
 - (1) Nylon tip socket set screw (HD-NT7)


- Tip**
 - Add a finishing cap (SO-CAP26) to create a finished end. See page SO:5

WS 3/64" WIRE DOUBLE GRIPPER
Aluminum

PART	HOLDS	SLOT WIDTH (A)	LENGTH	WIRE SIZE
WS-A4-125	1/8"	.155"	3-1/4"	3/64"
WS-A4-250	1/4"	.280"	3-1/4"	3/64"
WS-A4-375	3/8"	.405"	3-1/4"	3/64"
WS-A4-500	1/2"	.530"	3-1/4"	3/64"

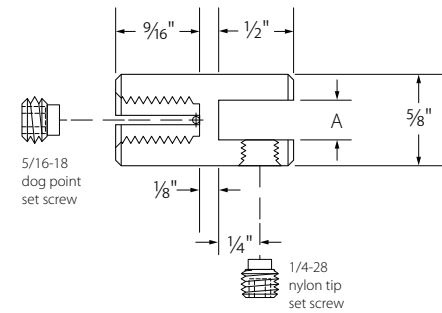


- Assembly hardware included**
 - (2) Flat point socket set screw (HD-FPT5)
 - (2) Low head socket cap screw (HD-LHD8)
- WS-A4-125**
 - (2) Nylon tip socket set screw (HD-NT8)
- WS-A4-250, WS-A4-375, WS-A4-500**
 - (2) Nylon tip socket set screw (HD-NT7)



WS 3/64" WIRE ECONO VERTICAL GRIPPER
Aluminum

PART	HOLDS	SLOT WIDTH (A)	LENGTH	WIRE SIZE
WS-AEVG-125	1/8"	.185"	1-3/16"	3/64"
WS-AEVG-250	1/4"	.265"	1-3/16"	3/64"



Assembly hardware included

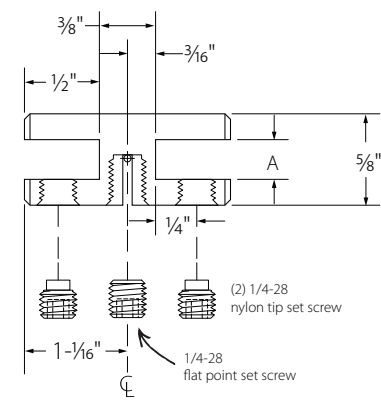
- (1) Nylon tip socket set screw (HD-NT6)
- (1) Dog point socket set screw (HD-DP2)

Tip

- Add a finishing cap (SO-CAP26) to create a finished end. See page SO:5

WS 3/64" WIRE ECONO DOUBLE VERTICAL GRIPPER
Aluminum

PART	HOLDS	SLOT WIDTH (A)	LENGTH	WIRE SIZE
WS-AEVDG-125	1/8"	.185"	1-3/8"	3/64"
WS-AEVDG-250	1/4"	.265"	1-3/8"	3/64"

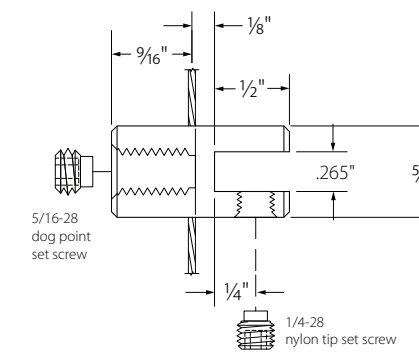


Assembly hardware included

- (2) Nylon tip socket set screw (HD-NT6)
- (1) Flat point socket set screw (HD-FPT45)

WS 3/64" WIRE SHELF GRIPPER
Aluminum

PART	HOLDS	SLOT WIDTH	LENGTH	WIRE SIZE
WS-AHEG-250	1/4"	.265"	1-3/16"	3/64"



Assembly hardware included

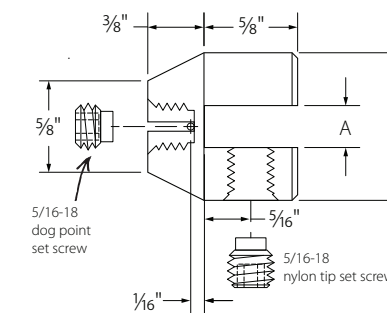
- (1) Nylon tip socket set screw (HD-NT6)
- (1) Dog point socket set screw (HD-DP2)

Tip

- Add a finishing cap (SO-CAP26) to create a finished end. See page SO:5

WS 3/64" WIRE SHELF OR PANEL GRIPPER
Aluminum

PART	HOLDS	SLOT WIDTH (A)	LENGTH	WIRE SIZE
WS-AWSC-250	1/4"	.280"	1"	3/64"
WS-AWSC-375	3/8"	.405"	1"	3/64"
WS-AWSC-500	1/2"	.530"	1"	3/64"

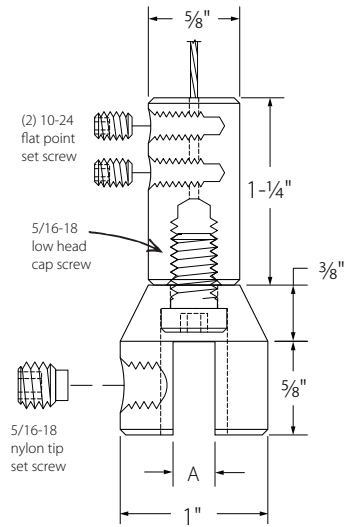


Assembly hardware included

- (1) Nylon tip socket set screw (HD-NT7)
- (1) Dog point socket set screw (HD-DP2)



WS 3/64" WIRE VERTICAL GRIPPER
Aluminum



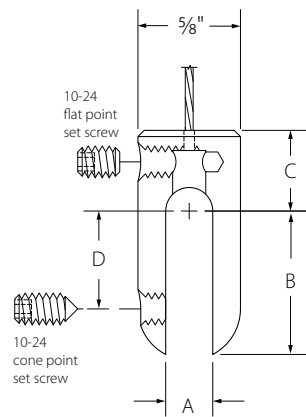
PART	HOLDS	SLOT WIDTH (A)	LENGTH
WS-A17-125	1/8"	.155"	2-1/4"
WS-A17-250	1/4"	.280"	2-1/4"
WS-A17-375	3/8"	.405"	2-1/4"
WS-A17-500	1/2"	.530"	2-1/4"



WS-A17-250

- Assembly hardware included**
- (2) Flat point socket set screw (HD-FPT3)
 - (1) Low head socket cap screw (HD-LHD8)
- WS-A17-125**
- (1) Nylon tip socket set screw (HD-NT8)
- WS-A17-250, WS-A17-375, WS-A17-500**
- (1) Nylon tip socket set screw (HD-NT7)

WS 3/64" WIRE VERTICAL THRU-BOLT GRIPPER
Aluminum



PART	HOLDS	SLOT WIDTH (A)	DEPTH (B)	TO SLOT (C)	TO SET SCREW (D)
WS-AEPG-125R	1/8"	.157"	15/16"	7/16"	1-3/16"
WS-AEPG-250R	1/4"	.280"	7/8"	1/2"	1-3/16"



WS-AEPG-125R
(For 1/8" material)

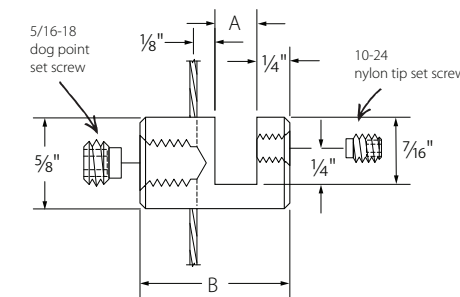


WS-AEPG-250R
(For 1/4" material)

- Assembly hardware included**
- (1) Flat point socket set screw (HD-FPT3)
 - (1) Cone point socket set screw (HD-CP55)
- Note**
- If using with a swaged wire pack, do not use flat point socket set screw (HD-FPT3)
- Tip**
- Use in combination with our Drop Ceiling Clip (HD-DCLIP) for attachment to T-bar drop ceilings. See page HD:11



WS 3/64" WIRE SADDLE GRIPPER
Aluminum



PART	HOLDS	SLOT WIDTH (A)	LENGTH (B)	WIRE SIZE
WS-AESG-125	1/8"	.155"	7/8"	3/64"
WS-AESG-250	1/4"	.280"	1"	3/64"
WS-AESG-375	3/8"	.405"	1-1/8"	3/64"
WS-AESG-500	1/2"	.530"	1-1/4"	3/64"



WS-AESG-125
(For 1/8" material)



WS-AESG-250
(For 1/4" material)



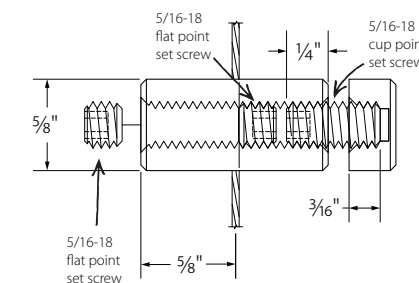
WS-AESG-375
(For 3/8" material)



WS-AESG-500
(For 1/2" material)

- Assembly hardware included**
- (1) Nylon tip socket set screw (HD-NT1)
 - (1) Dog point socket set screw (HD-DP2)



WS 3/64" WIRE HORIZONTAL CONNECTOR WITH CAP
Aluminum



WS-A23

PART	LENGTH	WIRE SIZE
WS-A23	1-9/16"	3/64"

- Assembly hardware included**
- (2) Flat point socket set screw (HD-FPT5)
 - (1) Threaded stud up to 1-1/2" long. Specify stud or material thickness. See page HD:2



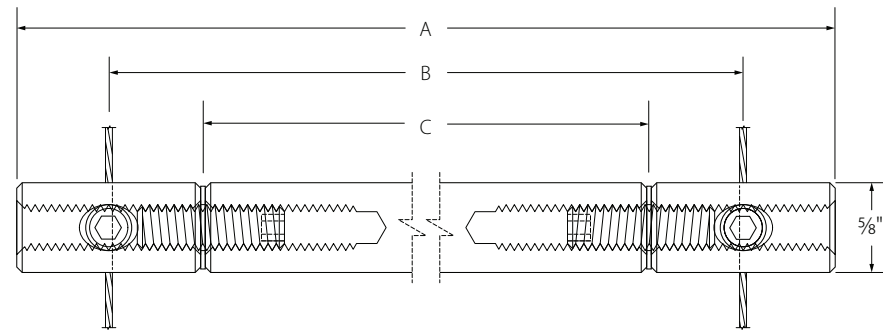
WS 3/64" WIRE SHELVING COMPONENTS

WS 3/64" WIRE SPREADER BAR Aluminum

PART	LENGTH (A)	DISTANCE BTW. WIRES (B)	BAR LENGTH (C)	DIA.	WIRE SIZE
WS-A18	8-1/4"	7"	5-3/4"	5/8"	3/64"
WS-A19	12-1/4"	11"	9-3/4"	5/8"	3/64"
WS-A20	14-1/4"	13"	11-3/4"	5/8"	3/64"

- Assembly hardware included**
- (4) Flat point socket set screw (HD-FPT5)
 - (2) Silicone timing washer (HD-563RW)
 - (2) Cup point socket set screw (HD-S20)

Tip
• Add a finishing cap (SO-CAP26) to create a finished end. See page SO:5



WS-A18



WS-A19



WS-A20

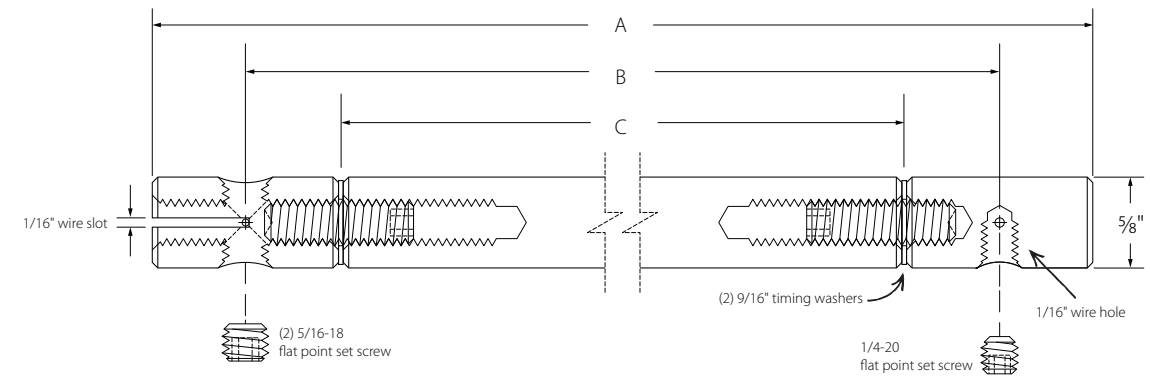


WS 3/64" WIRE SHELVING COMPONENTS

WS 3/64" WIRE SPREADER BAR WITH ONE FINISHED END Aluminum

PART	LENGTH (A)	DISTANCE BTW. WIRES (B)	BAR LENGTH (C)	DIA.	WIRE SIZE
WS-A28	8-1/4"	7"	5-3/4"	5/8"	3/64"
WS-A29	12-1/4"	11"	9-3/4"	5/8"	3/64"
WS-A30	14-1/4"	13"	11-3/4"	5/8"	3/64"

- Assembly hardware included**
- (2) Flat point socket set screw (HD-FPT5)
 - (1) Flat point socket set screw (HD-FPT4)
 - (2) Silicone timing washer (HD-563RW)
 - (2) Cup point socket set screw (HD-S20)





WS-A28



WS-A29

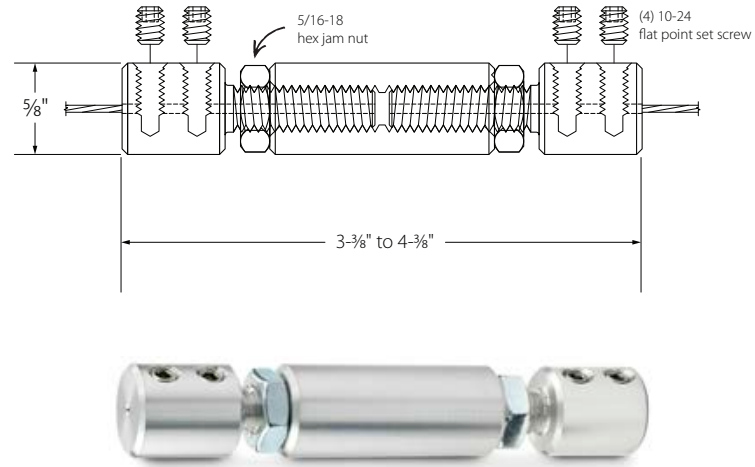


WS-A30



**WS 3/64" WIRE
FLYING TURNBUCKLE**
Aluminum

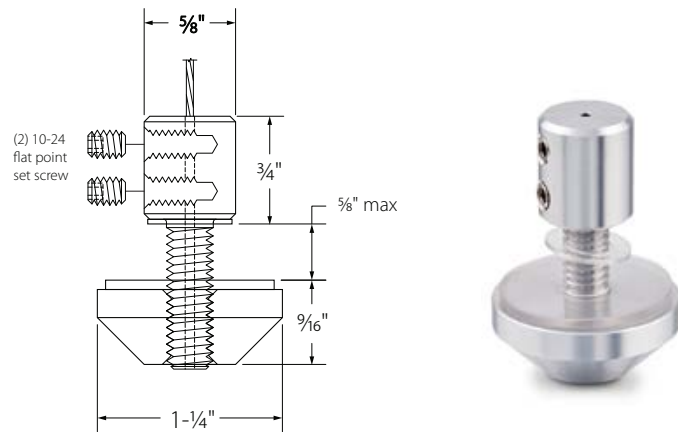
PART	DESCRIPTION	LENGTH	WIRE SIZE
WS-A16	flying turnbuckle assembly	3-3/8" to 4-3/8"	3/64"



- Assembly hardware included**
- (4) Flat point socket set screw (HD-FPT3)
 - (1) Hex jam nut (HD-HJN3)
 - (1) Hex jam nut with left-hand thread (HD-HJN4)
- Tip**
- This part is used to connect two ends of a single wire or connect the ends of two different wires. It is primarily used to tension wire in a shelving system or other application where a continuous wire is being used.

**WS 3/64" WIRE
SHELF HUB**
Aluminum

PART	HOLDS	LENGTH	WIRE SIZE
WS-A25	1/8" to 5/8"	max 1-15/16"	3/64"



- Assembly hardware included**
- (2) Flat point socket set screw (HD-FPT3)
 - (1) Vinyl washer (HD-NW-563)
 - (1) Vinyl washer (HD-NW-1.125)


WS 3/64" WIRE
Stainless Steel

PART	WIRE SIZE	LENGTH
WS-WIRE	3/64"	sold by the foot



WS-WIRE
(3/64" wire)

- Note**
- Cut to desired length at time of installation
- Tip**
- Use a wire bypass cutter to cut wire without fraying. See page HD:16





Inspirational Photo Galleries
www.standoffsystems.com/photo-gallery

Application Galleries

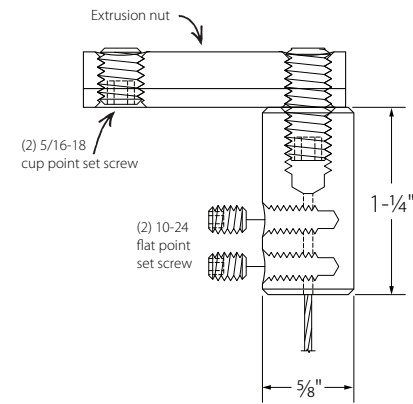
- Signage/Awards
- Interior Design/Construction
- Shelving/Displays
- Art/Framing
- Retail/POP
- Exhibits/Museums

Product Line Galleries

- SO | Standoffs
- WS | Wire Suspension
- WL | Rod & Wire
- EZ | Rod & Wire
- SL | StructureLite



WS 3/64" WIRE TOP EXTRUSION MOUNT
Aluminum

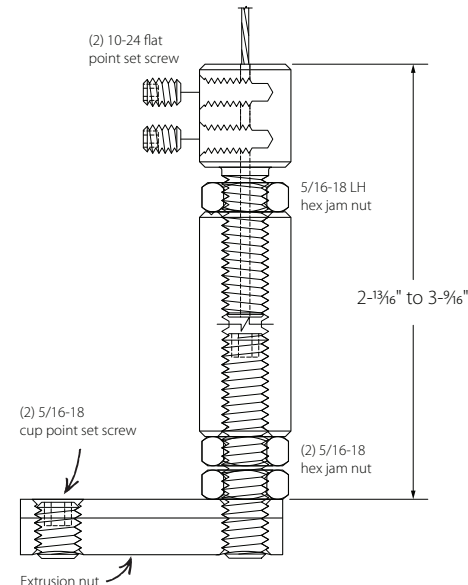


WS-A11B (Top mount)

PART	CONNECTION	LENGTH	WIRE SIZE
WS-A11B	top mount	1-1/4"	3/64"

- Assembly hardware included**
- (2) Flat point socket set screw (HD-FPT3)
 - (1) Cup point socket set screw (HD-S15)
 - (1) Cup point socket set screw (HD-S18)
- Tip**
- For our extrusion track mounting options, see extrusion starting on page SL:2

WS 3/64" WIRE EXTRUSION TURNBUCKLE
Aluminum

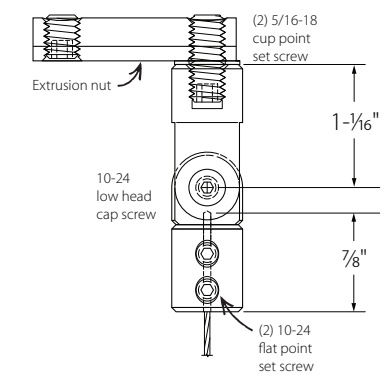


WS-A11 (Bottom mount)

PART	CONNECTION	LENGTH	WIRE SIZE
WS-A11	bottom mount	2-13/16" to 3-9/16"	3/64"

- Assembly hardware included**
- (2) Flat point socket set screw (HD-FPT3)
 - (1) Cup point socket set screw (HD-S15)
 - (1) Cup point socket set screw (HD-S22)
 - (2) Hex jam nut (HD-HJN3)
 - (1) Left hand hex jam nut (HD-HJN4)
- Tip**
- For our extrusion track mounting options, see extrusion starting on page SL:2

WS 3/64" WIRE HINGED TOP EXTRUSION MOUNT
Aluminum

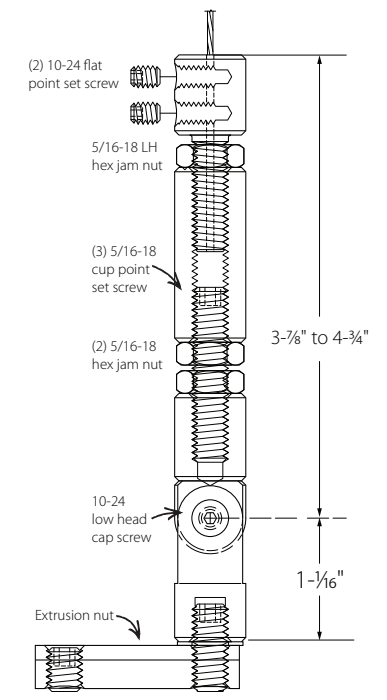


WS-A26B (Top mount)

PART	CONNECTION	LENGTH	WIRE SIZE
WS-A26B	top mount	2-3/16"	3/64"

- Assembly hardware included**
- (2) Flat point socket set screw (HD-FPT3)
 - (1) Cup point socket set screw (HD-S15)
 - (1) Cup point socket set screw (HD-S18)
 - (1) Low head socket cap screw (HD-LHD2)
 - (1) Silicone timing washer (HD-563RW)

WS 3/64" WIRE HINGED BOTTOM EXTRUSION MOUNT
Aluminum



WS-A26 (Bottom mount)

PART	CONNECTION	LENGTH	WIRE SIZE
WS-A26	bottom mount	4-5/16" to 5-13/16"	3/64"

- Assembly hardware included**
- (2) Flat point socket set screw (HD-FPT3)
 - (1) Cup point socket set screw (HD-S15)
 - (1) Cup point socket set screw (HD-S18)
 - (2) Hex jam nut (HD-HJN3)
 - (1) Left hand hex jam nut (HD-HJN4)
 - (1) Low head socket cap screw (HD-LHD2)
 - (1) Silicone timing washer (HD-563RW)
 - (1) Cup point socket set screw (HD-S22)



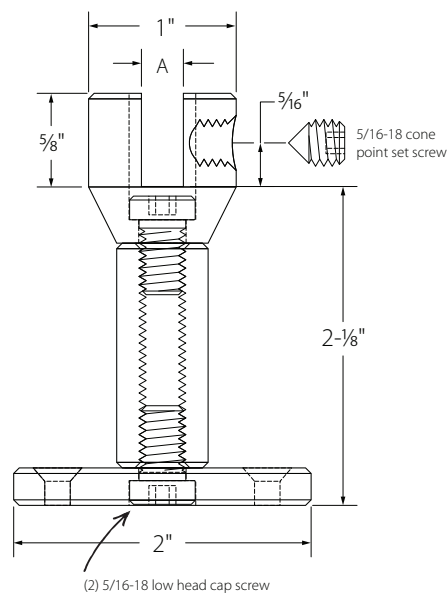
WS EXTENDED PANEL GRIPPER WITH BASE PLATE
Aluminum

PART	HOLDS	SLOT WIDTH (A)	WIRE SIZE
WS-A2B-125	1/8"	0.155"	2-3/4"
WS-A2B-250	1/4"	0.280"	2-3/4"
WS-A2B-375	3/8"	0.405"	2-3/4"
WS-A2B-500	1/2"	0.530"	2-3/4"

Installation hardware included
• (3) Oval head screw (HD-PS2)

Assembly hardware included
• (2) Low head socket cap screw (HD-LHD8)
WS-A2B-125, WS-A2B-250, WS-A2B-375
• (1) Cone point socket set screw (HD-CP10)
WS-A2B-500
• (1) Cone point socket set screw (HD-CP9)

Tips
• Need a different height? Custom barrel sizes are also available



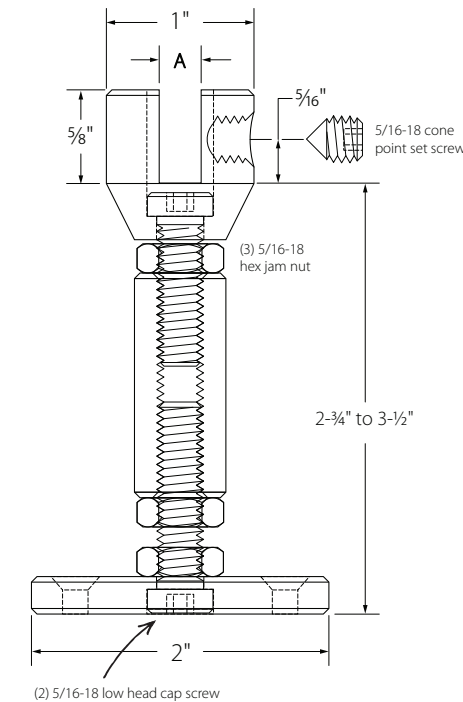
WS ADJUSTABLE PANEL GRIPPER WITH BASE PLATE
Aluminum

PART	HOLDS	SLOT WIDTH (A)	WIRE SIZE
WS-A2-125	1/8"	0.155"	3-3/8" to 4-1/8"
WS-A2-250	1/4"	0.280"	3-3/8" to 4-1/8"
WS-A2-375	3/8"	0.405"	3-3/8" to 4-1/8"
WS-A2-500	1/2"	0.530"	3-3/8" to 4-1/8"

Installation hardware included
• (3) Oval head screw (HD-PS2)

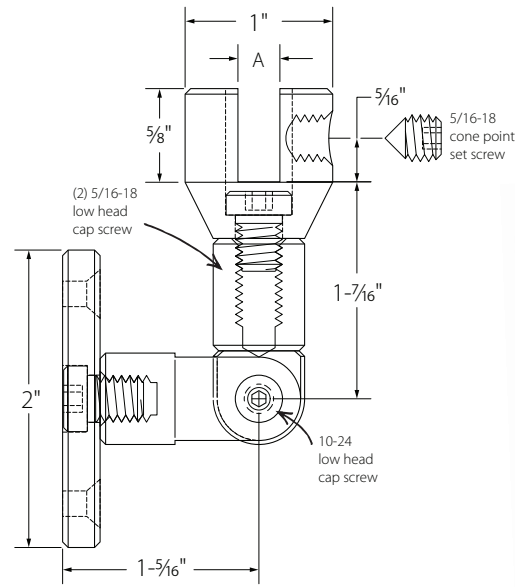
Assembly hardware included
• (1) Low head socket cap screw (HD-LHD10S)
• (1) Low head socket cap screw (HD-LHD11S)
• (3) Hex jam nut (HD-HJN3)
WS-A2-125, WS-A2-250, WS-A2-375
• (1) Cone point socket set screw (HD-CP10)
WS-A2-500
• (1) Cone point socket set screw (HD-CP9)

Tips
• Need a different height? Custom barrel sizes are also available



WS HINGED EXTENDED PANEL GRIPPER WITH BASE PLATE
Aluminum

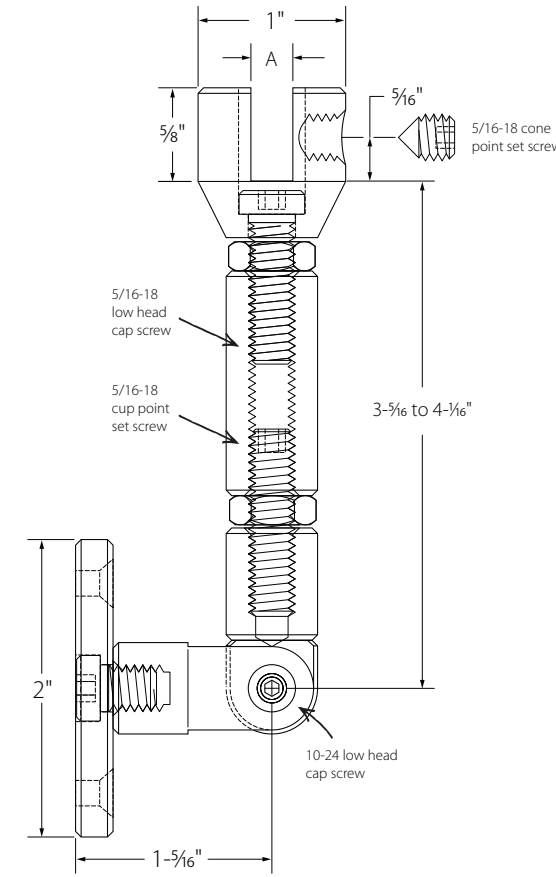
PART	HOLDS	SLOT WIDTH (A)	HINGE TO SLOT
WS-A7B-125	1/8"	0.155"	1-7/16"
WS-A7B-250	1/4"	0.280"	1-7/16"
WS-A7B-375	3/8"	0.405"	1-7/16"
WS-A7B-500	1/2"	0.530"	1-7/16"



- Installation hardware included**
 - (3) Oval head screw (HD-PS2)
- Assembly hardware included**
 - (2) Low head socket cap screw (HD-LHD7)
 - (1) Low head socket cap screw (HD-LHD2)
 - (1) Cone point socket set screw (HD-CP10)
 - (1) Cone point socket set screw (HD-CP9)

WS ADJUSTABLE HINGED PANEL GRIPPER WITH BASE PLATE
Aluminum

PART	HOLDS	SLOT WIDTH (A)	HINGE TO SLOT
WS-A7-125	1/8"	0.155"	3-5/16" to 4-1/16"
WS-A7-250	1/4"	0.280"	3-5/16" to 4-1/16"
WS-A7-375	3/8"	0.405"	3-5/16" to 4-1/16"
WS-A7-500	1/2"	0.530"	3-5/16" to 4-1/16"




- Installation hardware included**
 - (3) Oval head screw (HD-PS2)
- Assembly hardware included**
 - (1) Low head socket cap screw (HD-LHD7)
 - (1) Low head socket cap screw (HD-LHD10S)
 - (1) Low head socket cap screw (HD-LHD2)
 - (1) Cup point socket set screw (HD-S22)
 - (2) Hex jam nut (HD-HJN3)
 - (1) Hex jam nut (HD-HJN3)
 - (1) Cone point socket set screw (HD-CP10)
 - (1) Cone point socket set screw (HD-CP9)



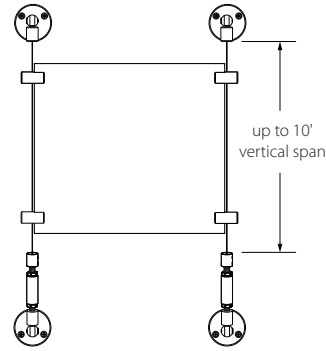
How-to Videos

www.standoffsystems.com/howto

Visit our library of "how-to" videos on our website. Our Tech Lead will walk you through installing Gyford Standoff Systems parts and hardware.



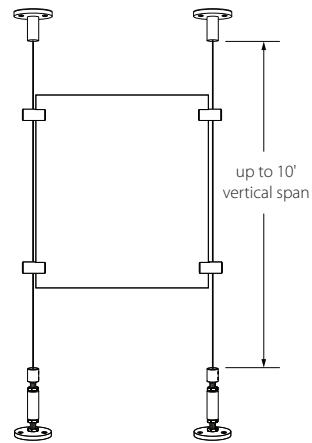
WS WIRE WALL MOUNTED WIRE SUSPENSION SYSTEM
Aluminum



PART	WIRE SIZE	HOLDS
WSK-1	3/64"	1/8"
WSK-2	3/64"	1/4"

- Installation hardware included**
 - (12) Oval head screw (HD-PS2)
- Assembly hardware included**
 - (2) WS Top Mounts (WS-A6B)
 - (2) WS Bottom Mounts (WS-A6)
 - (1) 20' Long 3/64" Wire (WS-WIRE)

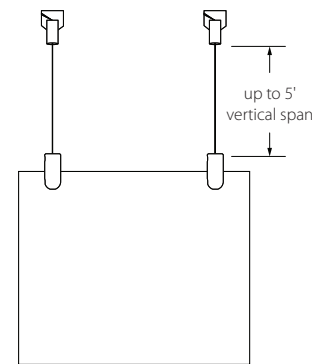
WS WIRE FLOOR TO CEILING WIRE SUSPENSION SYSTEM
Aluminum



PART	WIRE SIZE	HOLDS
WSK-3	3/64"	1/8"
WSK-4	3/64"	1/4"

- Installation hardware included**
 - (12) Oval head screw (HD-PS2)
- Assembly hardware included**
 - (2) WS Top Mounts (WS-A1B)
 - (2) WS Bottom Mounts (WS-A1)
 - (1) 20' Long 3/64" Wire (WS-WIRE)

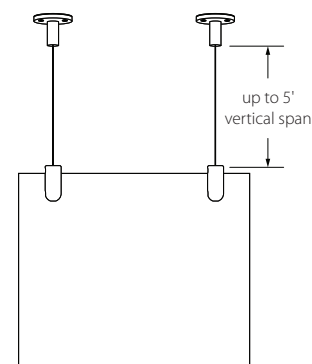
WS WIRE DROP CEILING WIRE SUSPENSION SYSTEM
Aluminum



PART	WIRE SIZE	HOLDS
WSK-5	3/64"	1/8"
WSK-6	3/64"	1/4"

- Installation hardware included**
 - (2) Drop Ceiling Clip (HD-DCLIP)
- Assembly hardware included**
 - (1) 10' long 3/64" Wire (WS-WIRE)

WS WIRE CEILING MOUNTED WIRE SUSPENSION SYSTEM
Aluminum



PART	WIRE SIZE	HOLDS
WSK-7	3/64"	1/8"
WSK-8	3/64"	1/4"

- Installation hardware included**
 - (6) Oval head screw (HD-PS2)
- Assembly hardware included**
 - (2) Top Mounts (WS-A1B)
 - (1) 10' long 3/64" Wire (WS-WIRE)

WS INDIVIDUAL AND REPLACEMENT PARTS

Visit our website for product specifications

GRIPPERS

- WS-ASC-125**
1/8" Gripper
- WS-ASC-250**
1/4" Gripper
- WS-ASC-375**
3/8" Gripper
- WS-ASC-500**
1/2" Gripper

WIRE CONNECTORS

- WS-AHC**
Hinged Wire Connector
- WS-AHWC1**
Wire Connector
- WS-AHWC2**
Wire Connector
- WS-AHWC3**
Wire Connector
- WS-AVWC**
Wire Connector

BASE MOUNTS

- WS-A2.0WMBL**
Wire Connector

SHELVING & TURNBUCKLE PARTS

- WS-SH**
Shelf Hub
- WS-TB**
Turnbuckle
- WS-ATWCLH**
Left Hand Wire Connector
- WS-ATWCRH**
Right Hand Wire Connector
- WS-A1WHW**
1-Way Wire Hub (see page SL:14)

PULLEY WHEEL PARTS

- WS-APHF**
Female Pulley Holder
- WS-PHMR**
Male Pulley Holder
- WS-APWCF**
Pulley Wire Connector
- WS-APWCM**
Male Pulley Wire Connector



Our Customer Support Team is here to help

Call Us:

775.829.7272
Monday - Friday
7:00 a.m. - 3:30 p.m. (PST)

Email Us:

info@standoffsystems.com

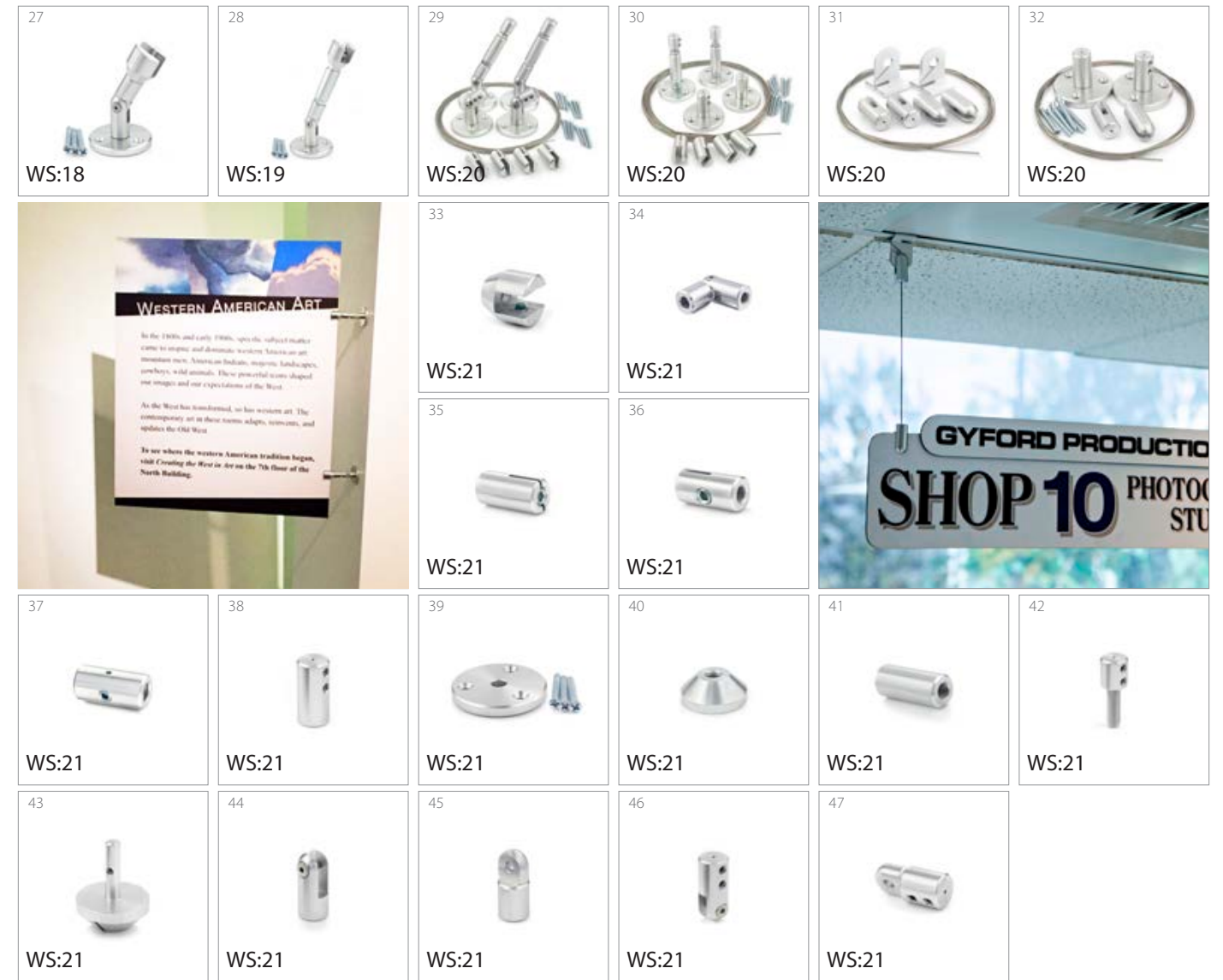
- Full design support
- Installation guidance
- Free quotes
- Send us a sketch or .dwg

WIRE SUSPENSION INDEX



1	WS 3/64" Wire Top Mount with Base Plate WS-A1B	WS:2	14	WS 3/64" Wire Vertical Thru-bolt Gripper WS-AEPG-125R, WS-AEPG-250R	WS:8
2	WS 3/64" Wire Bottom Mount with Base Plate WS-A1	WS:2	15	WS 3/64" Wire Saddle Gripper WS-AESG-125, WS-AESG-250, WS-AESG-375, WS-AESG-500	WS:9
3	WS 3/64" Wire Top Mount with Mounting Screw WS-A27B	WS:3	16	WS 3/64" Horizontal Wire Connector with Cap WS-A23	WS:9
4	WS 3/64" Wire Bottom Mount with Mounting Screw WS-A27	WS:3	17	WS 3/64" Wire Spreader Bar WS-A18, WS-A19, WS-A20, WS-A28, WS-A29, WS-A30	WS:10
5	WS 3/64" Wire Hinged Top Mount with Base Plate WS-A6B	WS:4	18	WS 3/64" Wire Flying Turnbuckle WS-A16	WS:12
6	WS 3/64" Wire Hinged Mount with Base Plate WS-A6	WS:4	19	WS 3/64" Wire Shelf Hub WS-A25	WS:12
7	WS 3/64" Wire Single Gripper WS-A3-125, WS-A3-250, WS-A3-375, WS-A3-500	WS:5	20	WS 3/64" Wire WS-WIRE	WS:13
8	WS 3/64" Wire Double Gripper WS-A4-125, WS-A4-250, WS-A4-375, WS-A4-500	WS:5	21	WS 3/64" Wire Top Extrusion Mount WS-A11B	WS:14
9	WS 3/64" Wire Econo Vertical Gripper WS-AEVG-125, WS-AEVG-250	WS:6	22	WS 3/64" Wire Extrusion Turnbuckle WS-A11	WS:14
10	WS 3/64" Wire Econo Double Vertical Gripper WS-AEVDG-125, WS-AEVDG-250	WS:6	23	WS 3/64" Wire Hinged Top Extrusion Mount WS-A26B	WS:15
11	WS 3/64" Wire Shelf Gripper WS-AHEG-250	WS:7	24	WS 3/64" Wire Hinged Bottom Extrusion Mount WS-A26	WS:15
12	WS 3/64" Wire Shelf or Panel Gripper WS-AWSC-250, WS-AWSC-375, WS-AWSC-500	WS:7	25	WS Extended Panel Gripper with Base Plate WS-A2B-125, WS-A2B-250, WS-A2B-375, WS-A2B-500,	WS:16
13	WS 3/64" Wire Vertical Gripper WS-A17-125, WS-A17-250, WS-A17-375, WS-A17-500	WS:8	26	WS Adjustable Panel Gripper with Base Plate WS-A2-125, WS-A2-250, WS-A2-375, WS-A2-500	WS:17

WIRE SUSPENSION INDEX



27	WS Hinged Extended Panel Gripper with Base Plate WS-A7B-125, WS-A7B-250, WS-A7B-375, WS-A7B-500	WS:18	38	WS 3/64" Wire Vertical Mount WS-AVWC	WS:21
28	WS Adjustable Hinged Panel Gripper with Base Plate WS-A7-125, WS-A7-250, WS-A7-375, WS-A7-500	WS:19	39	WS Base Plate with Counterbore Thru-hole WS-A2.0WMBL	WS:21
29	WS Wire Wall Mounted Wire Suspension System WSK-1, WSK-2	WS:20	40	WS Shelf Hub WS-SH	WS:21
30	WS Wire Floor to Ceiling Wire Suspension System WSK-3, WSK-4	WS:20	41	WS Turnbuckle Body WS-TB	WS:21
31	WS Wire Drop Ceiling Wire Suspension System WSK-5, WSK-6	WS:21	42	WS 3/64" Wire Threaded Connector WS-ATWCLH (left-hand), WS-ATWCRH (right-hand)	WS:21
32	WS Wire Ceiling Mounted Wire Suspension System WSK-7, WSK-8	WS:21	43	WS 3/64" Wire 1-Way Hub with Slot WS-A1WHW	WS:21
33	WS Shelf or Panel Gripper WS-ASC-125, WS-ASC-250, WS-ASC-375, WS-ASC-500	WS:21	44	WS Hinge Female Component WS-APHF	WS:21
34	WS Hinged Wire Connector WS-AHC	WS:21	45	WS Hinge Male Component WS-PHMR	WS:21
35	WS 3/64" Wire Connector Type 1 (Slotted) WS-AHWC1	WS:21	46	WS 3/64" Wire Hinge Female Component WS-APWCF	WS:21
36	WS 3/64" Wire Connector Type 2 (Slotted) WS-AHWC2	WS:21	47	WS 3/64" Wire Hinge Male Component WS-APWCM	WS:21
37	WS 3/64" Wire Connector Type 3 (Finished End) WS-AHWC3	WS:21			

EZ-Rod & Wire

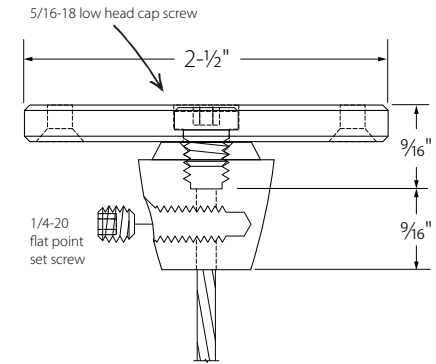
EZ 1/8" Wire Surface Mounts	EZ:2
EZ 1/8" Wire	EZ:9
EZ 1/8" Wire Panel Grippers	EZ:10
EZ 1/8" Wire Shelving Components	EZ:17
EZ Surface Mounted Grippers	EZ:21
EZ Rod Surface Mounts (1/4", 3/8" & 5/8" Rod)	EZ:22
EZ Rod Panel Grippers (1/4", 3/8" & 5/8" Rod)	EZ:28
EZ Wire Suspension Kits	EZ:36
EZ Rod & Wire Individual & Replacement Parts	EZ:37
EZ Rod & Wire Index	EZ:40



This EZ-Rod & Wire line can be used for suspending applications up to 200 lbs. It is designed for a variety of rod and wire diameters. This line allows for flexibility in combining 1/4", 3/8" a 5/8" rod and 1/8" wire from flat or angled surfaces.

EZ 1/8" WIRE TOP MOUNT WITH BASE PLATE

Aluminum

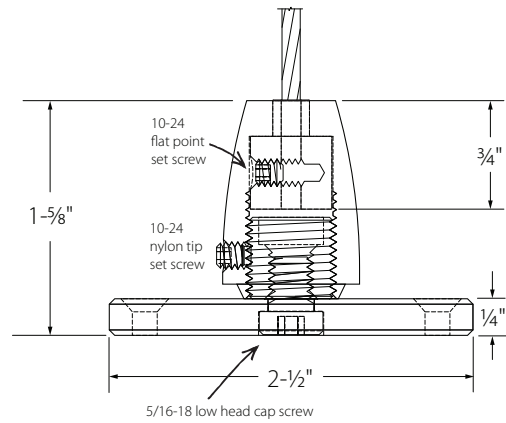


EZ-A27
(Top mount)

- Installation hardware included**
 - (3) Oval head screw (HD-PS2)
- Assembly hardware included**
 - (1) Flat point socket set screw (HD-FPT4)
 - (1) Low head socket cap screw (HD-LHD65)

EZ 1/8" WIRE BOTTOM TURNBUCKLE WITH BASE PLATE

Aluminum

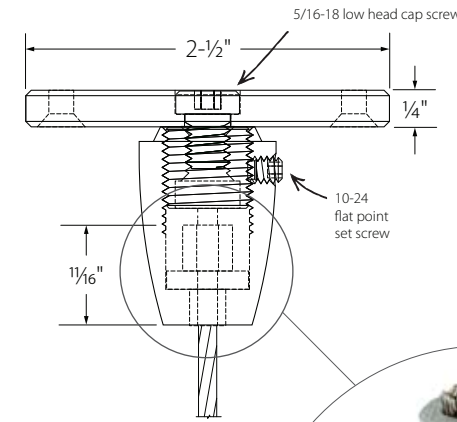


EZ-A28
(Bottom mount)

- Installation hardware included**
 - (3) Oval head screw (HD-PS2)
- Assembly hardware included**
 - (1) Flat point socket set screw (HD-FPT2)
 - (1) Nylon tip socket set screw (HD-NT1)
 - (1) Low head socket cap screw (HD-LHD7)

EZ 1/8" WIRE HEAVY TOP MOUNT TURNBUCKLE WITH BASE PLATE


Aluminum




Note
• Heavy duty mounting option. Use the EZ-AH28PO for a heavy-duty top mount. This is sold unassembled for use with a wire stop crimp sleeve or pre-swaged wire installation (EZ-AWIRE10, or EZ-AWIRE15).

PART	CONNECTION	LENGTH	WIRE SIZE
EZ-AH28PO	top mount	1-1/8"	1/8"

- Installation hardware included**
 - (3) Oval head screw (HD-PS2)
- Assembly hardware included**
 - (1) EZ 2.5" base mount (EZ-A2.5WMBL)
 - (1) Low head socket cap screw (HD-LHD7)
 - (1) EZ 1/8" Wire Stopper (EZ-HW-125)
 - (1) EZ Turnbuckle Assembly (EZ-TB)
 - (1) Turnbuckle connection (EZ-TMS)
 - (1) Stop crimp sleeve (EZ-SL-125)



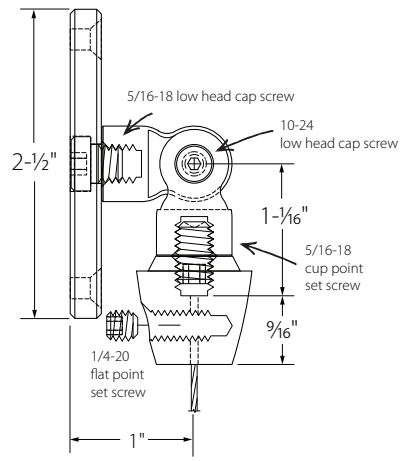
CAT Graphics, Inc.



The Baldus Company

EZ 1/8" WIRE HINGED TOP MOUNT WITH BASE PLATE
Aluminum

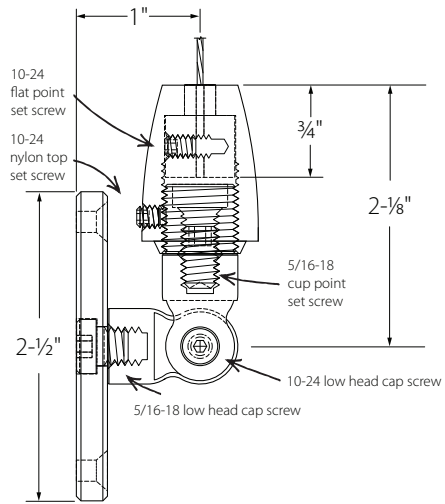
PART	CONNECTION	€ HINGE TO END	WIRE SIZE
EZ-A19	top mount	1-5/8"	1/8"



- Installation hardware included
 - (3) Oval head screw (HD-PS2)
- Assembly hardware included
 - (1) Flat point socket set screw (HD-FPT4)
 - (1) Low head socket cap screw (HD-LHD65)
 - (1) Low head socket cap screw (HD-LHD2)
 - (1) Cup point socket set screw (HD-S16)

EZ 1/8" WIRE HINGED BOTTOM MOUNT WITH BASE PLATE
Aluminum

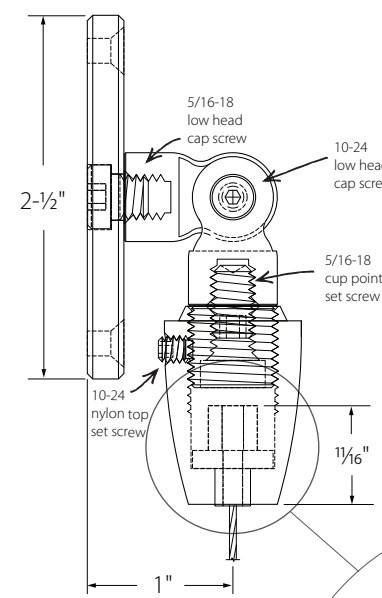
PART	CONNECTION	€ HINGE TO END	WIRE SIZE
EZ-A20	bottom mount	2-1/8"	1/8"



- Installation hardware included
 - (3) Oval head screw (HD-PS2)
- Assembly hardware included
 - (1) Flat point socket set screw (HD-FPT2)
 - (1) Nylon tip socket set screw (HD-NT1)
 - (1) Low head socket cap screw (HD-LHD65)
 - (1) Low head socket cap screw (HD-LHD2)
 - (1) Cup point socket set screw (HD-S16)

EZ 1/8" WIRE HEAVY HINGED TURNBUCKLE WITH BASE PLATE
Aluminum

PART	CONNECTION	€ HINGE TO END	WIRE SIZE
EZ-AH20PO	top mount	2-1/8"	1/8"



Note
• Heavy duty mounting option. Use the EZ-AH20PO for a heavy-duty top mount. This is sold unassembled for use with a wire stop crimp sleeve or pre-swaged wire installation (EZ-AWIRE10, or EZ-AWIRE15).

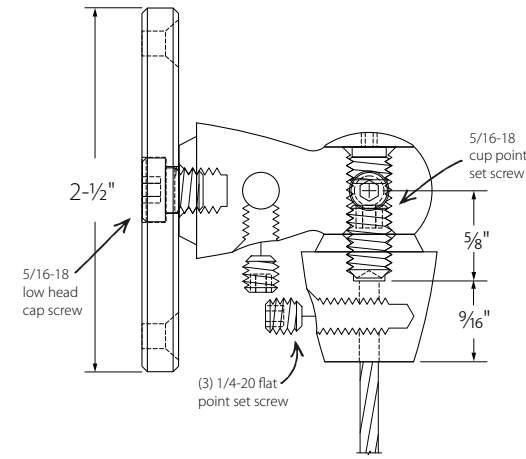
- Installation hardware included
 - (3) Oval head screw (HD-PS2)
- Assembly hardware included
 - (1) Low head socket cap screw (HD-LHD65)
 - (1) Low head socket cap screw (HD-LHD2)
 - (1) Nylon tip socket set screw (HD-NT1)
 - (1) Cup point socket set screw (HD-S16)
 - (1) Stop crimp sleeve (HD-SL-125)



EZ 1/8" WIRE 90° TOP WALL MOUNT WITH BASE PLATE

Aluminum

PART	CONNECTION	€ CONNECTOR TO END	THRU-HOLE	WIRE SIZE
EZ-A33-W125	top mount	1-3/16"	1/4" rod	1/8"



- ☛ **Installation hardware included**
 - (3) Oval head screw (HD-PS2)
- ☛ **Assembly hardware included**
 - (3) Flat point socket set screw (HD-FPT4)
 - (1) Low head socket cap screw (HD-LHD65)
 - (1) Cup point socket set screw (HD-S16)

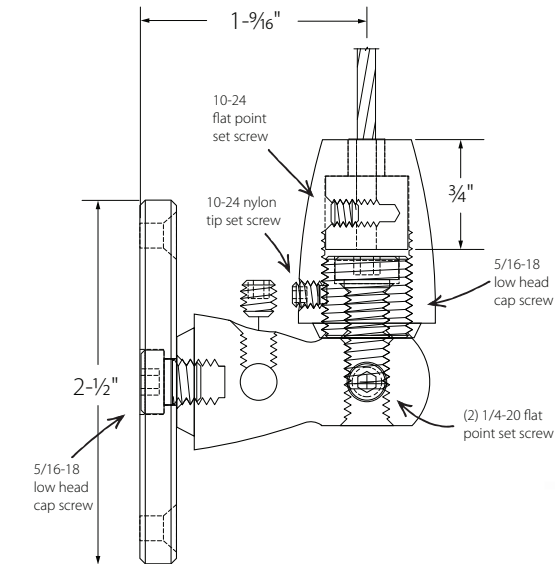
EZ-A33-W125
(Top mount)



EZ 1/8" WIRE 90° BOTTOM WALL MOUNT WITH BASE PLATE

Aluminum

PART	CONNECTION	€ CONNECTOR TO END	THRU-HOLE	WIRE SIZE
EZ-A34-W125	bottom mount	1-11/16"	1/4" rod	1/8"



- ☛ **Installation hardware included**
 - (3) Oval head screw (HD-PS2)
- ☛ **Assembly hardware included**
 - (2) Flat point socket set screw (HD-FPT4)
 - (1) Flat point socket set screw (HD-FPT2)
 - (1) Nylon tip socket set screw (HD-NT1)
 - (1) Low head socket cap screw (HD-LHD65)
 - (1) Low head socket cap screw (HD-LHD9)


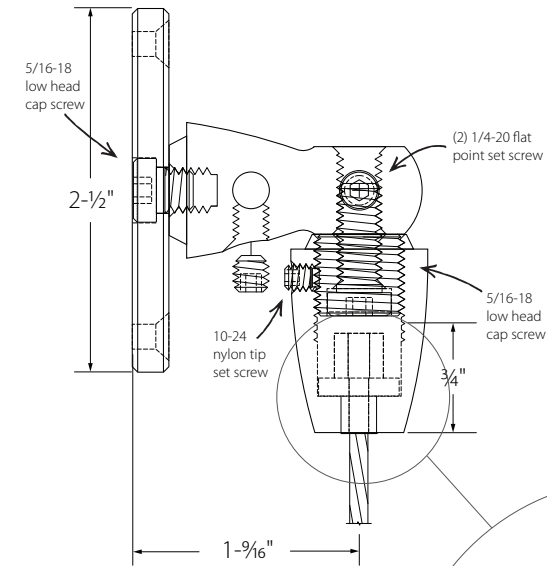
EZ-A34-W125
(Bottom mount)




EZ 1/8" WIRE 90° HEAVY WALL MOUNT WITH BASE PLATE

Aluminum

PART	CONNECTION	€ CONNECTOR TO END	THRU-HOLE	WIRE SIZE
EZ-AH33-W125PO	top mount	2"	1/4" rod	1/8"



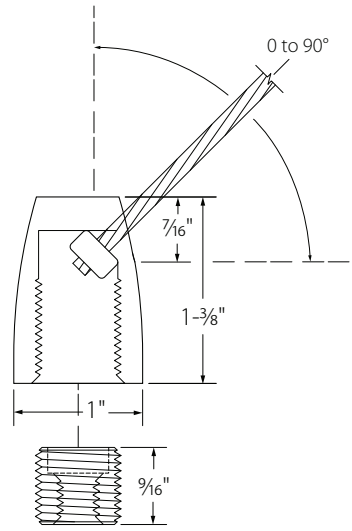
- ☛ **Installation hardware included**
 - (3) Oval head screw (HD-PS2)
- ☛ **Assembly hardware included**
 - (1) Stop crimp sleeve (HD-SL-125)
 - (1) Cup point socket set screw (HD-S18)
 - (1) Nylon tip socket set screw (HD-NT1)
 - (1) Low head socket cap screw (HD-LHD65)



EZ 1/8" WIRE HEAVY ANGLED SURFACE TOP MOUNT
Aluminum

PART	USE WITH	LENGTH	WIRE SIZE
EZ-APCA	swaged wire pack	1-3/8"	1/8"

Tip
• Installation hardware sold separately. See hardware section for available options

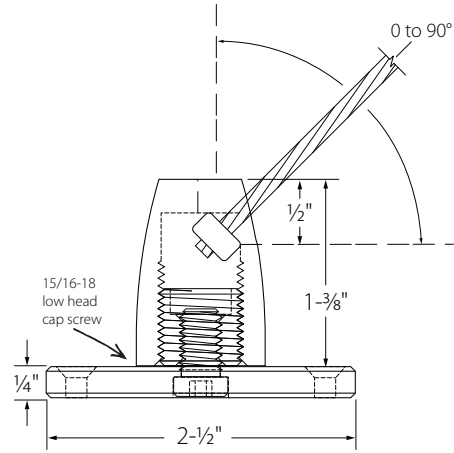


EZ-APCA
(Top mount)

EZ 1/8" WIRE HEAVY ANGLED SURFACE TOP MOUNT WITH BASE PLATE
Aluminum

PART	USE WITH	LENGTH	WIRE SIZE
EZ-A53	swaged wire pack	1-5/8"	1/8"

Installation hardware included
• (3) Oval head screw (HD-PS2)
Assembly hardware included
• (1) Low head socket cap screw (HD-LHD8)



EZ-A53
(Bottom mount)

EZ 1/8" WIRE BY THE FOOT
Stainless Steel

PART	WIRE SIZE	LENGTH
EZ-WIRE-125	1/8"	sold by the foot

Note
• Cut to desired length at time of installation
Tip
• Use a wire bypass cutter to cut wire without fraying. See page HD:16



EZ-WIRE-125
(1/8" wire)



EZ 1/8" SWAGED WIRE PACKS
Stainless Steel

PART	WIRE SIZE	LENGTH
EZ-AWIRE10	1/8"	10' 6"
EZ-AWIRE15	1/8"	15' 6"


Tip
• Use a wire bypass cutter to cut wire without fraying. See page HD:16



EZ-AWIRE10
(10' 6" of 1/8" wire with swaged end)



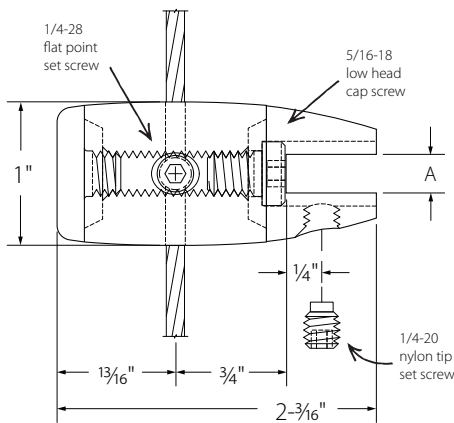
EZ-AWIRE15
(15' 6" of 1/8" wire with swaged end)



EZ 1/8" WIRE SINGLE GRIPPER

Aluminum

PART	HOLDS	SLOT OPENING (A)	LENGTH	WIRE SIZE
EZ-A5-125R	1/8"	.155"	2-3/16"	1/8"
EZ-A5-250R	1/4"	.265"	2-3/16"	1/8"
EZ-A5-375R	3/8"	.390"	2-3/16"	1/8"
EZ-A5-500R	1/2"	.515"	2-3/16"	1/8"
EZ-A5-750R	3/4"	.755"	2-3/16"	1/8"

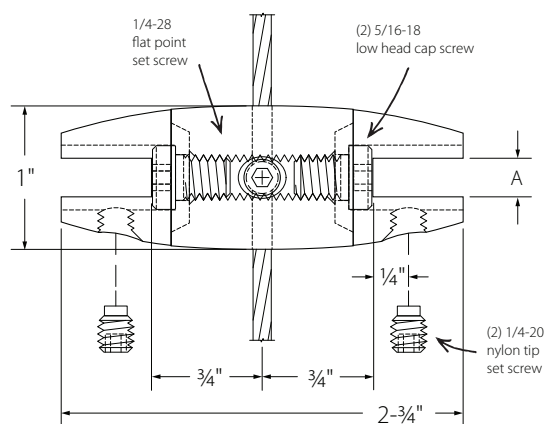


- Assembly hardware included**
- (1) Flat point socket set screw (HD-FPT9)
 - (1) Low head socket cap screw (HD-LHD7)
 - (1) Nylon tip socket set screw (HD-NT3 or 4)
- Note**
- Grippers rotate and can be fixed at any angle

EZ 1/8" WIRE DOUBLE GRIPPER

Aluminum

PART	HOLDS	SLOT OPENING (A)	LENGTH	WIRE SIZE
EZ-A6-125R	1/8"	.155"	2-3/4"	1/8"
EZ-A6-250R	1/4"	.265"	2-3/4"	1/8"
EZ-A6-375R	3/8"	.390"	2-3/4"	1/8"
EZ-A6-500R	1/2"	.515"	2-3/4"	1/8"
EZ-A6-750R	3/4"	.755"	2-3/4"	1/8"

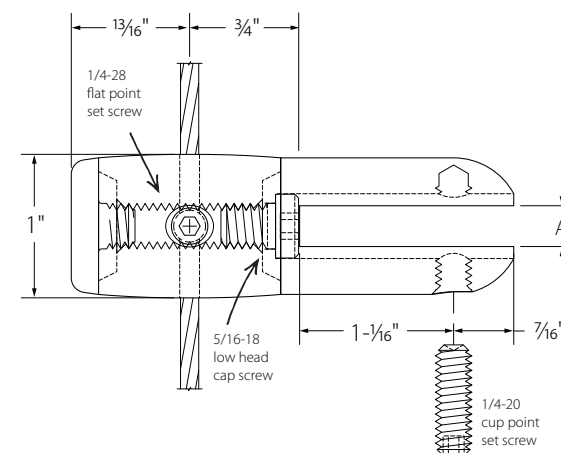


- Assembly hardware included**
- (1) Flat point socket set screw (HD-FPT9)
 - (2) Low head socket cap screw (HD-LHD7)
 - (2) Nylon tip socket set screw (HD-NT3 or 4)
- Note**
- Grippers rotate and can be fixed at any angle

EZ 1/8" WIRE THRU-BOLT GRIPPER

Aluminum

PART	HOLDS	SLOT OPENING (A)	LENGTH	WIRE SIZE
EZ-A58-250	1/4"	.280"	3-1/16"	1/8"
EZ-A58-375	3/8"	.445"	3-1/16"	1/8"
EZ-A58-500	1/2"	.530"	3-1/16"	1/8"

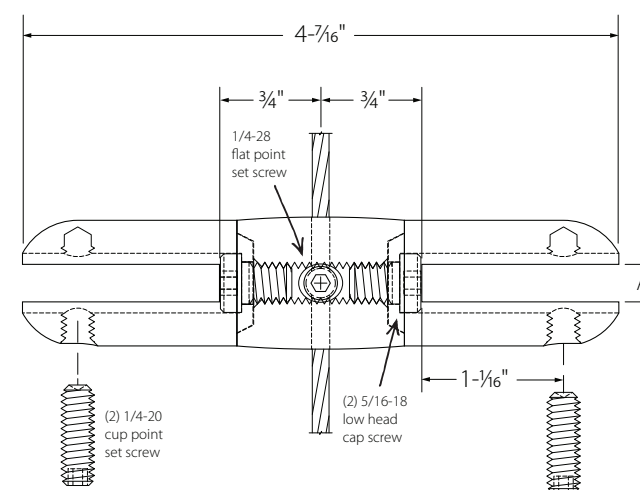


- Assembly hardware included**
- (1) Flat point socket set screw (HD-FPT9)
 - (1) Low head socket cap screw (HD-LHD7)
 - (1) Cup point socket set screw (HD-S105)
- Note**
- Grippers rotate and can be fixed at any angle


EZ 1/8" WIRE DOUBLE PANEL THRU-BOLT GRIPPER

Aluminum

PART	HOLDS	SLOT OPENING (A)	LENGTH	WIRE SIZE
EZ-A59-250	1/4"	.280"	4-7/16"	1/8"
EZ-A59-375	3/8"	.445"	4-7/16"	1/8"
EZ-A59-500	1/2"	.530"	4-7/16"	1/8"



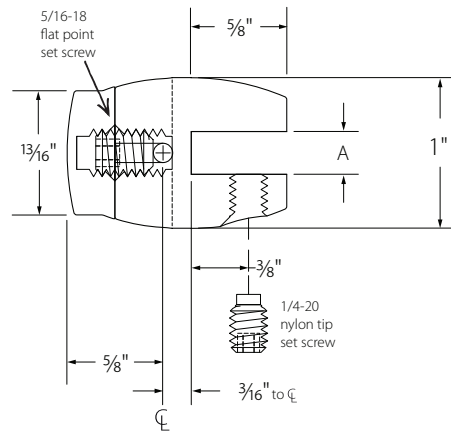
- Assembly hardware included**
- (1) Flat point socket set screw (HD-FPT9)
 - (2) Low head socket cap screw (HD-LHD7)
 - (2) Cup point socket set screw (HD-S105)
- Note**
- Grippers rotate and can be fixed at any angle



EZ 1/8" WIRE VERTICAL PANEL GRIPPER
Aluminum

PART	HOLDS	SLOT OPENING (A)	LENGTH	WIRE SIZE
EZ-AVGC-250	1/4"	.280"	3-1/16"	1/8"
EZ-AVGC-375	3/8"	.445"	3-1/16"	1/8"
EZ-AVGC-500	1/2"	.530"	3-1/16"	1/8"

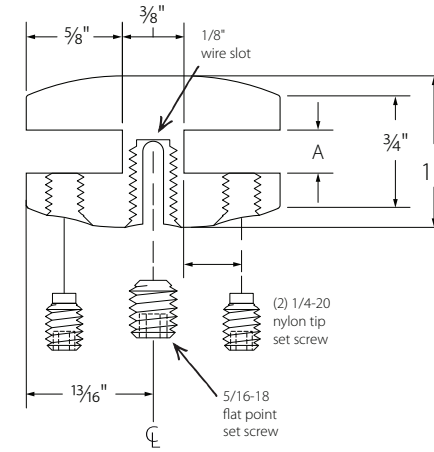
- Assembly hardware included**
- (1) Flat point socket set screw (HD-FPT6)
 - (1) Nylon tip socket set screw (HD-NT3, 4 or 5)



EZ 1/8" WIRE VERTICAL DOUBLE PANEL GRIPPER
Aluminum

PART	HOLDS	SLOT OPENING (A)	LENGTH	WIRE SIZE
EZ-AVDG-250	1/4"	.280"	1-5/8"	1/8"
EZ-AVDG-375	3/8"	.405"	1-5/8"	1/8"

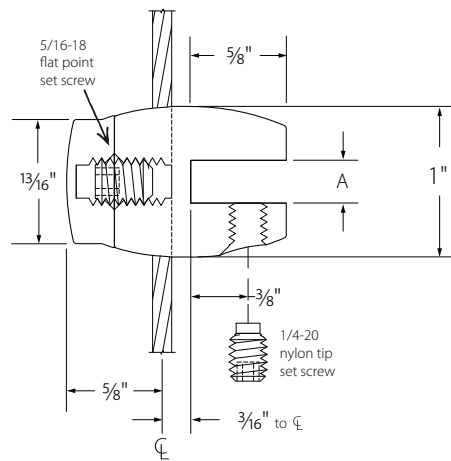
- Assembly hardware included**
- (1) Flat point socket set screw (HD-FPT6)
 - (2) Nylon tip socket set screw (HD-NT4 or 5)



EZ 1/8" WIRE HORIZONTAL SHELF GRIPPER
Aluminum

PART	HOLDS	SLOT OPENING (A)	LENGTH	WIRE SIZE
EZ-AHGC-250	1/4"	.280"	3-1/16"	1/8"
EZ-AHGC-375	3/8"	.445"	3-1/16"	1/8"
EZ-AHGC-500	1/2"	.530"	3-1/16"	1/8"


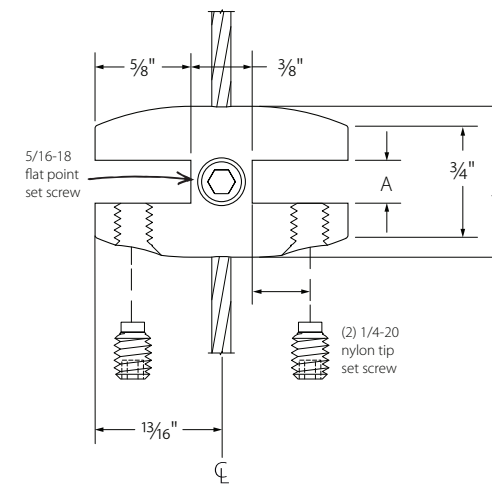
- Assembly hardware included**
- (1) Flat point socket set screw (HD-FPT6)
 - (1) Nylon tip socket set screw (HD-NT3, 4 or 5)



EZ 1/8" WIRE HORIZONTAL DOUBLE SHELF GRIPPER
Aluminum

PART	HOLDS	SLOT OPENING (A)	LENGTH	WIRE SIZE
EZ-AHDG-375	3/8"	.405"	1-5/8"	1/8"
EZ-AHDG-500	1/2"	.530"	1-5/8"	1/8"

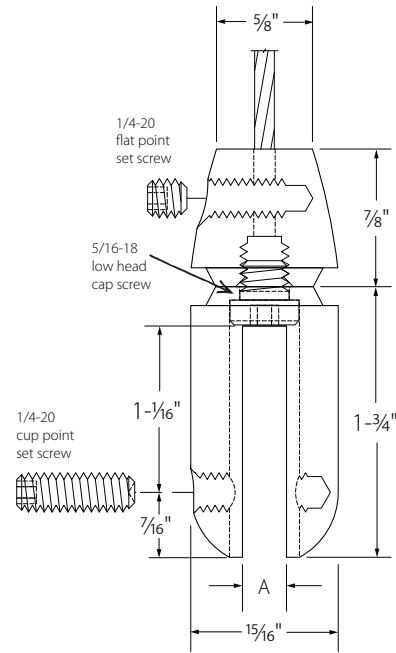
- Assembly hardware included**
- (1) Flat point socket set screw (HD-FPT6)
 - (2) Nylon tip socket set screw (HD-NT3 or 4)



EZ 1/8" WIRE VERTICAL PANEL GRIPPER
Aluminum

PART	HOLDS	SLOT OPENING (A)	LENGTH	WIRE SIZE
EZ-A43-250	1/4"	.280"	2-5/8"	1/8"
EZ-A43-375	3/8"	.445"	2-5/8"	1/8"
EZ-A43-500	1/2"	.530"	2-5/8"	1/8"


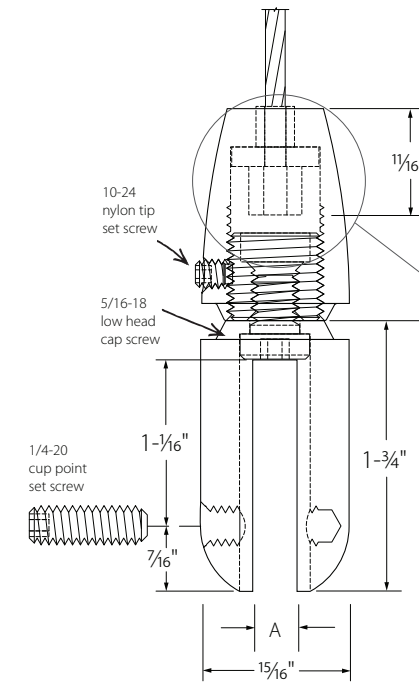
- Assembly hardware included**
- (1) Flat point socket set screw (HD-FPT4)
 - (1) Low head socket cap screw (HD-LHD65)
 - (1) Cup point socket set screw (HD-S105)



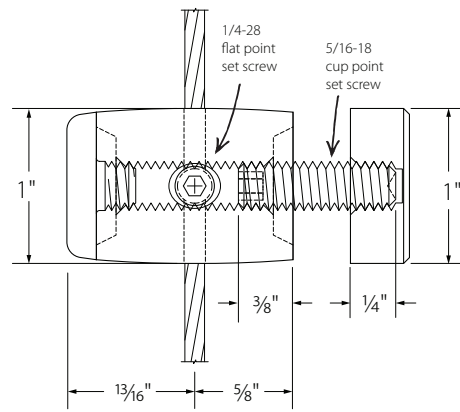
EZ 1/8" WIRE VERTICAL HEAVY PANEL GRIPPER
Aluminum

PART	HOLDS	SLOT OPENING (A)	LENGTH	WIRE SIZE
EZ-AH43-250PO	1/4"	.280"	3-1/8"	1/8"
EZ-AH43-375PO	3/8"	.445"	3-1/8"	1/8"
EZ-AH43-500PO	1/2"	.530"	3-1/8"	1/8"

- Assembly hardware included**
- (1) Cup point socket set screw (HD-S105)
 - (1) Nylon tip socket set screw (HD-NT1)
 - (1) Low head socket cap screw (HD-LHD7)
 - (1) Stop crimp sleeve (HD-SL-125)



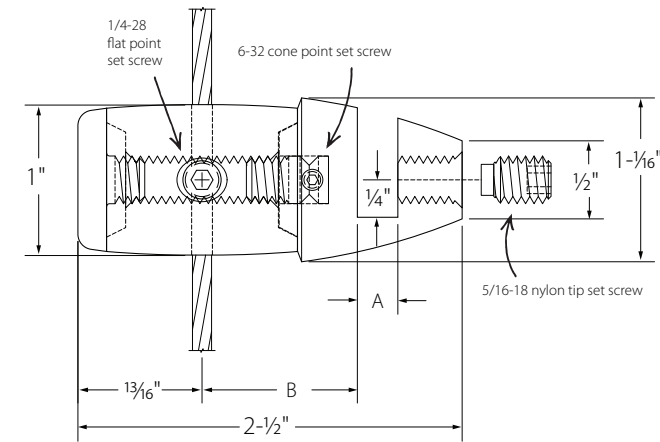
EZ 1/8" WIRE CONNECTOR WITH CAP
Aluminum



PART	DIAMETER	WIRE SIZE
EZ-A50	1"	1/8"

- Assembly hardware included**
- (1) Flat point socket set screw (HD-FPT9)
 - (1) Threaded stud up to 1-1/2" long. Specify stud or material thickness. See page HD:20

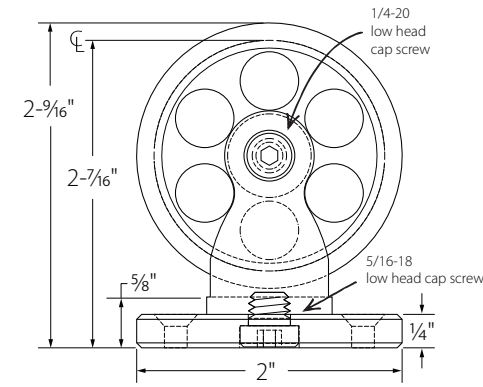
EZ 1/8" WIRE SADDLE GRIPPER
Aluminum



PART	HOLDS	SLOT OPENING (A)	SLOT TO ϵ (B)	WIRE SIZE
EZ-A8-125R	1/8"	.155"	1-1/16"	1/8"
EZ-A8-250R	1/4"	.265"	1"	1/8"
EZ-A8-375R	3/8"	.385"	15/16"	1/8"
EZ-A8-500R	1/2"	.515"	7/8"	1/8"

- Assembly hardware included**
- (1) Flat point socket set screw (HD-FPT9)
 - (1) Cone point socket set screw (HD-CP3)
 - EZ-A8-125R, EZ-A8-250R
 - (1) Nylon tip set screw (HD-NT8)
 - EZ-A8-375R, EZ-A8-500R
 - (1) Nylon tip set screw (HD-NT7)


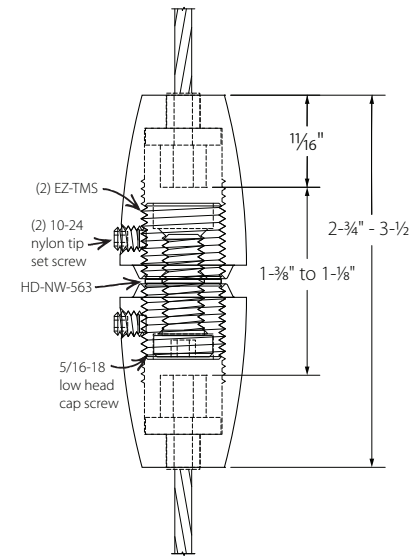
EZ 1/8" WIRE PULLEY WHEEL WITH BASE PLATE
Aluminum



PART	LENGTH	DIAMETER	WIRE SIZE
EZ-APW	2-9/16"	2"	1/8"

- Installation hardware included**
- (3) Oval head screw (HD-PS2)
- Assembly hardware included**
- (1) Low head socket cap screw (HD-LHD7)
 - (1) Low head socket cap screw (HD-LHD625)
- Note**
- Pulley wheels are decorative and can be used as a top or bottom connection with the tensioning flying turnbuckle (pictured below)

EZ 1/8" WIRE FLYING TURNBUCKLE
Aluminum



PART	LENGTH	WIRE SIZE
EZ-AH45PO	2-3/4" - 3-1/2"	1/8"

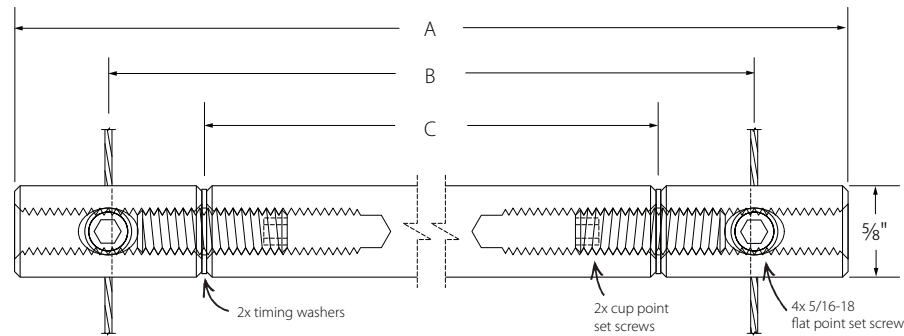
- Assembly hardware included**
- (2) EZ Turnbuckle Assembly (EZ-TB)
 - (2) EZ Standard Turnbuckle Connection (EZ-TMS)
 - (2) EZ 1/8" Wire Stopper (EZ-HW-125)
 - (2) Stop crimp sleeve (HD-SL-125)
 - (2) Nylon tip set screw (HD-NT1)
 - (2) Vinyl washer (HD-NW-563)
 - (1) Low head cap screw (HD-LHD9)
- Note**
- Connect two ends of a single wire or connect the ends of two wires
 - This is sold unassembled



EZ 1/8" WIRE SPREADER BAR

Aluminum

PART	LENGTH (A)	DISTANCE BTW. WIRES (B)	BAR LENGTH (C)	DIA.
EZ-A46	8-5/16"	7-1/8"	5-3/4"	5/8"
EZ-A47	12-5/16"	11-1/8"	9-3/4"	5/8"
EZ-A48	14-5/16"	13-1/8"	11-3/4"	5/8"



- Assembly hardware included**
- (2) Flat point socket set screw (HD-FPT5)
 - (2) Cup point socket set screw (HD-S20)
 - (2) Silicone timing washer (HD-563RW)

Tip

- Add a finishing cap (SO-CAP26) to create a finished end. See page SO:5

EZ-A46



EZ-A47



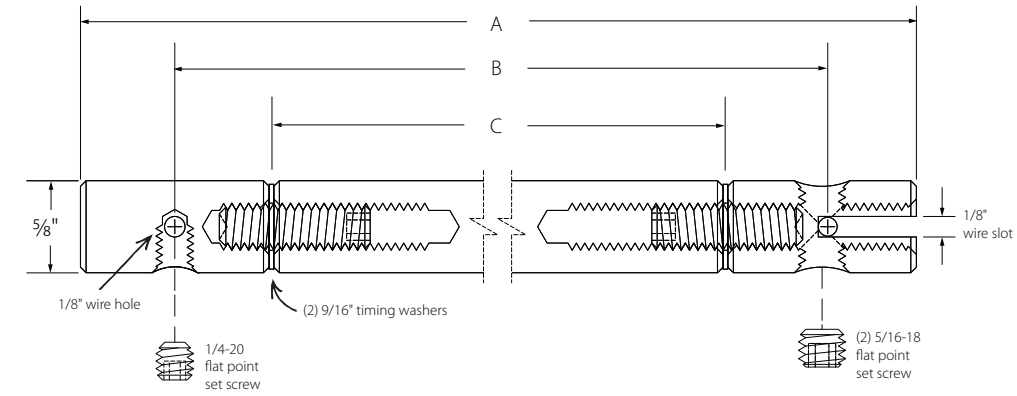
EZ-A48



EZ 1/8" WIRE SPREADER BAR WITH FINISHED END

Aluminum

PART	LENGTH (A)	DISTANCE BTW. WIRES (B)	BAR LENGTH (C)	DIA.
EZ-A63	8-1/4"	7-1/16"	5-3/4"	5/8"
EZ-A64	12-1/4"	11-1/16"	9-3/4"	5/8"
EZ-A65	14-1/4"	13-1/16"	11-3/4"	5/8"



- Assembly hardware included**
- (1) Flat point socket set screw (HD-FPT5)
 - (1) Flat point socket set screw (HD-FPT4)
 - (2) Cup point socket set screw (HD-S20)
 - (2) Silicone timing washer (HD-563RW)


EZ-A63



EZ-A64

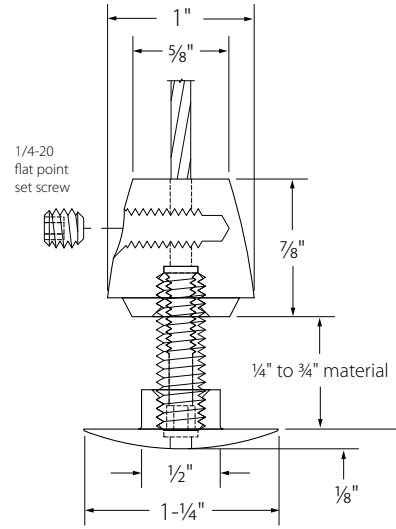


EZ-A65



EZ 1/8" WIRE SHELF HUB

Aluminum



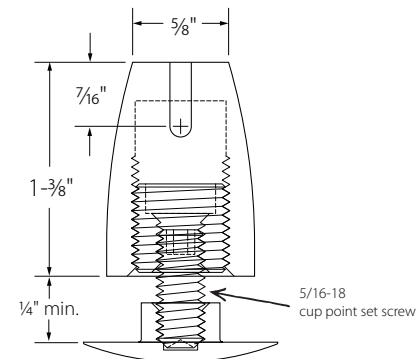
PART	USE FOR	WIRE SIZE
EZ-A40	multiple shelves	1/8"

- Assembly hardware included**
 - (1) Flat point socket set screw (HD-FPT4)
 - (1) Threaded stud up to 1" long. Specify stud or material thickness. See page HD:2
- Tip**
 - Minimum 1/4" material thickness
 - Maximum 3/4" material thickness



EZ 1/8" WIRE ANGLED PANEL CONNECTOR

Aluminum



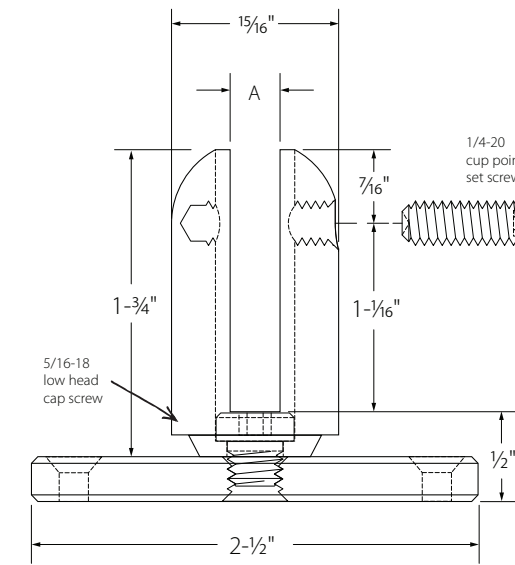
PART	USE FOR	WIRE SIZE
EZ-A44	single shelf	1/8"

- Assembly hardware included**
 - (1) Threaded stud up to 1" long. Specify stud or material thickness. See page HD:2
- Note**
 - Requires a swaged ball wire fitting or stop-crimp sleeve
- Tip**
 - Minimum 1/4" material thickness
 - Maximum 3/4" material thickness




EZ PANEL GRIPPER WITH BASE PLATE

Aluminum





PART	HOLDS	SLOT WIDTH (A)	HEIGHT
EZ-A41-250	1/4"	.280"	2"
EZ-A41-375	3/8"	.445"	2"
EZ-A41-500	1/2"	.530"	2"

- Installation hardware included**
 - (3) Oval head screw (HD-PS2)
- Assembly hardware included**
 - (1) Low head socket cap screw (HD-LHD65)
 - (1) Cup point socket set screw (HD-S105)
- Tip**
 - The gripper uses a cup point set screw and will require a 5/16" hole to allow for installation material



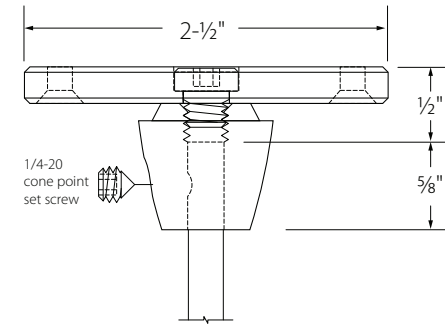
Inspirational Photo Galleries
www.standoffsystems.com/photo-gallery

- Signage/Awards
- Interior Design/Construction
- Shelving/Displays
- Art/Framing
- Retail/POP
- Exhibits/Museums



EZ 1/4" ROD TOP MOUNT WITH BASE PLATE

Aluminum



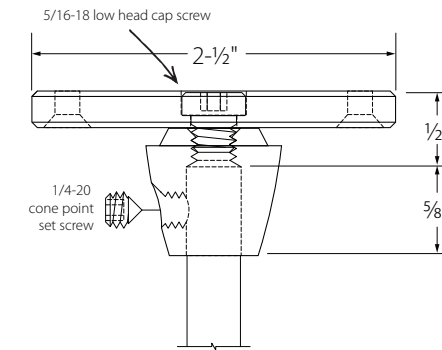
PART	CONNECTION	LENGTH	ROD SIZE
EZ-A29	top mount	1-1/8"	1/4"



- Installation hardware included**
 - (3) Oval head screw (HD-PS2)
- Assembly hardware included**
 - (1) Low head socket cap screw (HD-LHD65)
 - (1) Cone point socket set screw (HD-CP75)

EZ 3/8" ROD TOP MOUNT WITH BASE PLATE

Aluminum

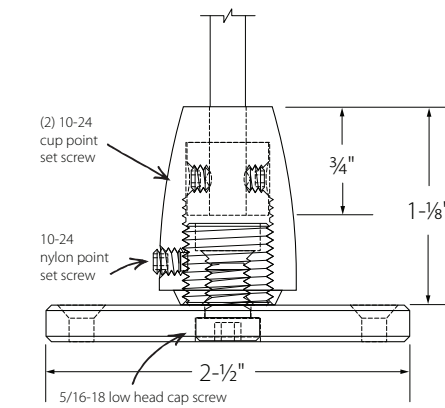


PART	CONNECTION	LENGTH	ROD SIZE
EZ-A31	top mount	1-1/8"	3/8"

- Installation hardware included**
 - (3) Oval head screw (HD-PS2)
- Assembly hardware included**
 - (1) Low head socket cap screw (HD-LHD65)
 - (1) Cone point socket set screw (HD-CP75)

EZ 1/4" ROD BOTTOM TURNBUCKLE MOUNT WITH BASE PLATE

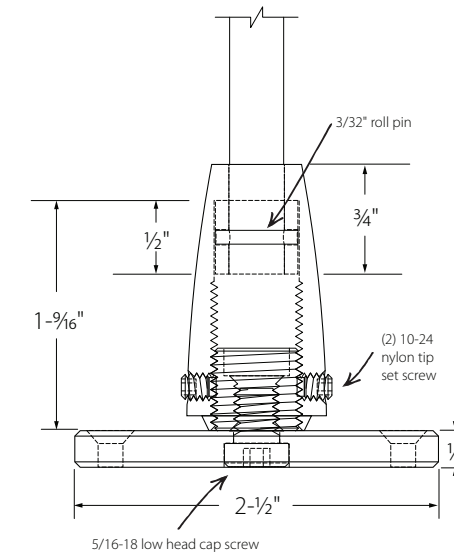
Aluminum



- Installation hardware included**
 - (3) Oval head screw (HD-PS2)
- Assembly hardware included**
 - (1) Low head socket cap screw (HD-LHD7)
 - (2) Cup point socket set screw (HD-S1)
 - (1) Nylon tip set screw (HD-NT1)
- Note**
 - 1/4" Aluminum rod is flexible and intended to span short distances




EZ 3/8" ROD BOTTOM TURNBUCKLE MOUNT WITH BASE PLATE

Aluminum



PART	CONNECTION	LENGTH	ROD SIZE
EZ-AH32	bottom mount	2-1/16"	3/8"

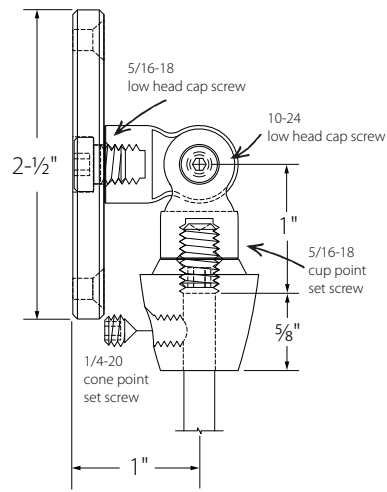
- Installation hardware included**
 - (3) Oval head screw (HD-PS2)
- Assembly hardware included**
 - (1) Low head socket cap screw (HD-LHD7)
 - (1) 3/32" roll pin (HD-332RP)
 - (2) Nylon tip socket set screw (HD-NT1)
- Note**
 - For precise placement of roll pin hole, use rod drilling jig (HD-A375RDJ). See page HD:15



EZ 1/4" ROD HINGED TOP WALL MOUNT WITH BASE PLATE

Aluminum

PART	CONNECTION	€ HINGE TO END	ROD SIZE
EZ-A21	top mount	1-5/8"	1/4"

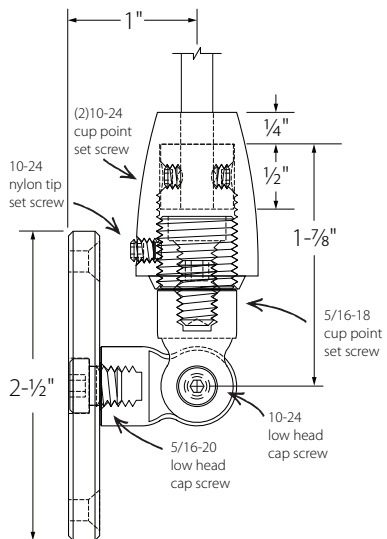


- Installation hardware included**
 - (3) Oval head screw (HD-PS2)
- Assembly hardware included**
 - (1) Low head socket cap screw (HD-LHD65)
 - (1) Low head socket cap screw (HD-LHD2)
 - (1) Cup point socket set screw (HD-S16)
 - (1) Cone point socket set screw (HD-CP75)

EZ 1/4" ROD HINGED BOTTOM WALL MOUNT WITH BASE PLATE

Aluminum

PART	CONNECTION	€ HINGE TO END	ROD SIZE
EZ-A22	bottom mount	2-1/8"	1/4"

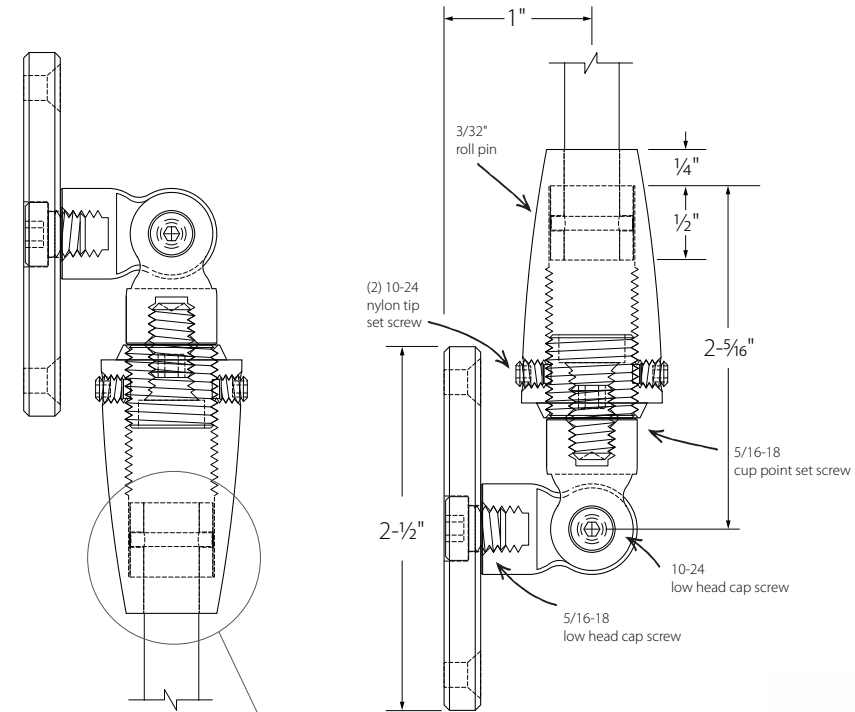


- Installation hardware included**
 - (3) Oval head screw (HD-PS2)
- Assembly hardware included**
 - (1) Low head socket cap screw (HD-LHD65)
 - (1) Low head socket cap screw (HD-LHD2)
 - (1) Cup point socket set screw (HD-S16)
 - (2) Cup point socket set screw (HD-S1)
 - (1) Nylon tip socket set screw (HD-NT1)


EZ 3/8" ROD HEAVY HINGED WALL MOUNT WITH BASE PLATE

Aluminum

PART	CONNECTION	€ HINGE TO END	ROD SIZE
EZ-AH24	top and bottom mount	2-9/16"	3/8"



- Installation hardware included**
 - (3) Oval head screw (HD-PS2)
- Assembly hardware included**
 - (1) Heavy connection roll pin (HD-332RP)
 - (1) 3/8" rod terminator (EZ-AHRT-375)
 - (1) Low head socket cap screw (HD-LHD65)
 - (1) Low head socket cap screw (HD-LHD2)
 - (1) Cup point socket set screw (HD-S16)
 - (1) Nylon tip socket set screw (HD-NT1)
- Note**
 - For precise placement of roll pin hole, use rod drilling jig (HD-A375RDJ). See page HD:15



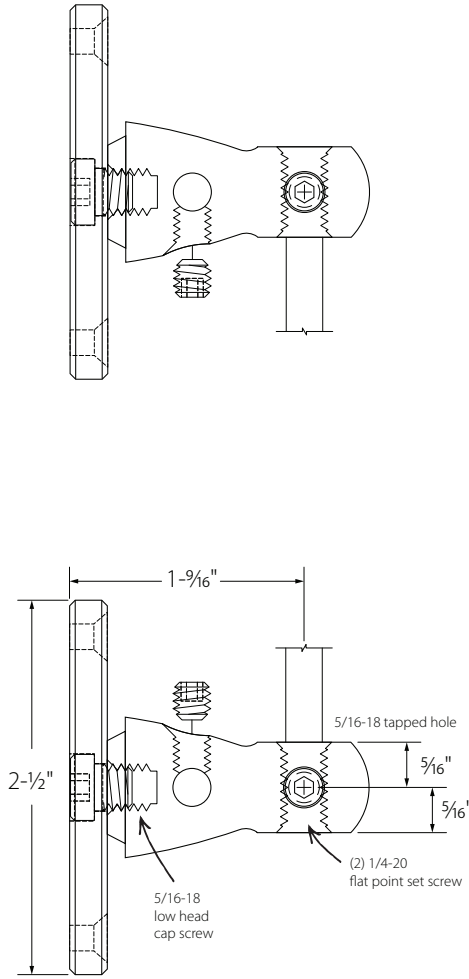
EZ 1/4" ROD 90° WALL CONNECTOR WITH BASE PLATE
Aluminum

PART	CONNECTION	ROD SIZE
EZ-A36-R250	top and bottom mount	1/4"

-  **Installation hardware included**
 - (3) Oval head screw (HD-PS2)
-  **Assembly hardware included**
 - (1) Low head socket cap screw (HD-LHD65)
 - (2) Flat point socket set screw (HD-FPT4)





EZ-A36-R250
(Top & bottom mount)



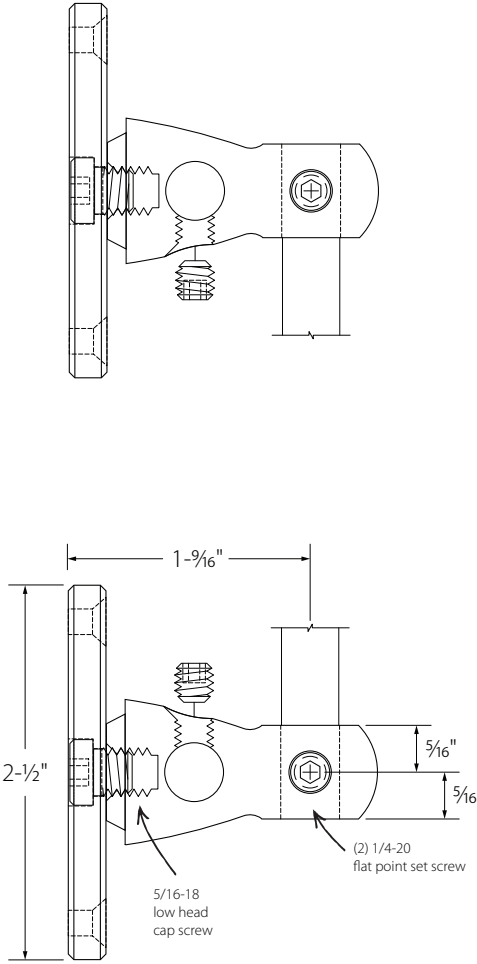
EZ 3/8" ROD 90° WALL CONNECTOR WITH BASE PLATE
Aluminum

PART	CONNECTION	ROD SIZE
EZ-A36-R375	top and bottom mount	3/8"

-  **Installation hardware included**
 - (3) Oval head screw (HD-PS2)
-  **Assembly hardware included**
 - (1) Low head socket cap screw (HD-LHD65)
 - (2) Flat point socket set screw (HD-FPT4)

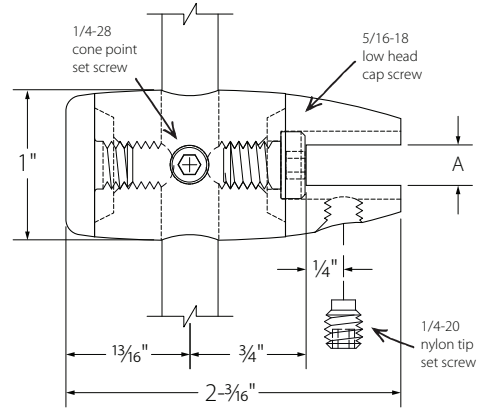


EZ-A36-R375
(Top & bottom mount)



EZ 1/4" ROD CONNECTOR WITH SINGLE SHELF OR PANEL GRIPPER

Aluminum



PART	HOLDS	SLOT OPENING (A)	LENGTH	ROD SIZE
EZ-A9-125R	1/8"	.155"	2-3/16"	1/4"
EZ-A9-250R	1/4"	.265"	2-3/16"	1/4"
EZ-A9-375R	3/8"	.390"	2-3/16"	1/4"
EZ-A9-500R	1/2"	.515"	2-3/16"	1/4"
EZ-A9-750R	3/4"	.755"	2-3/16"	1/4"



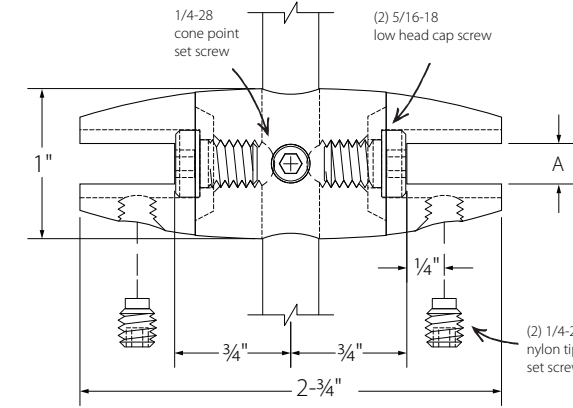
- Assembly hardware included**
- (1) Cone point socket set screw (HD-CP7)
 - (1) Low head socket cap screw (HD-LHD7)
 - EZ-A9-125R, EZ-A9-250R
 - (1) Nylon tip socket set screw (HD-NT4)
 - EZ-A9-375R, EZ-A9-500R, EZ-A9-750R
 - (1) Nylon tip socket set screw (HD-NT3)

Note

- Grippers rotate and can be fixed at any angle

EZ 1/4" ROD CONNECTOR WITH DOUBLE SHELF OR PANEL GRIPPER

Aluminum



PART	HOLDS	SLOT OPENING (A)	LENGTH	ROD SIZE
EZ-A10-125R	1/8"	.155"	2-3/4"	1/4"
EZ-A10-250R	1/4"	.265"	2-3/4"	1/4"
EZ-A10-375R	3/8"	.390"	2-3/4"	1/4"
EZ-A10-500R	1/2"	.515"	2-3/4"	1/4"
EZ-A10-750R	3/4"	.755"	2-3/4"	1/4"



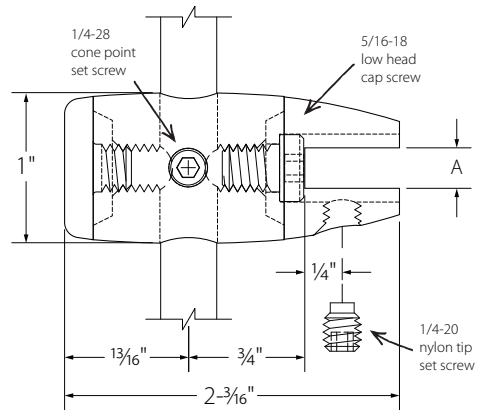
- Assembly hardware included**
- (1) Cup point socket set screw (HD-CP7)
 - (2) Low head socket cap screw (HD-LHD7)
 - EZ-A10-125R, EZ-A10-250R
 - (2) Nylon tip socket set screw (HD-NT4)
 - EZ-A10-375R, EZ-A10-500R, EZ-A10-750R
 - (2) Nylon tip socket set screw (HD-NT3)

Note

- Grippers rotate and can be fixed at any angle

EZ 3/8" ROD CONNECTOR WITH SINGLE SHELF OR PANEL GRIPPER

Aluminum



PART	HOLDS	SLOT OPENING (A)	LENGTH	ROD SIZE
EZ-A13-125R	1/8"	.155"	2-3/16"	3/8"
EZ-A13-250R	1/4"	.265"	2-3/16"	3/8"
EZ-A13-375R	3/8"	.390"	2-3/16"	3/8"
EZ-A13-500R	1/2"	.515"	2-3/16"	3/8"
EZ-A13-750R	3/4"	.755"	2-3/16"	3/8"



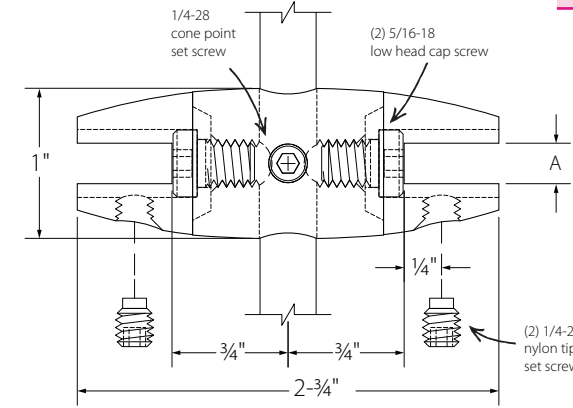
- Assembly hardware included**
- (1) Cone point socket set screw (HD-CP7)
 - (1) Low head socket cap screw (HD-LHD7)
 - EZ-A13-125R, EZ-A13-250R
 - (1) Nylon tip socket set screw (HD-NT4)
 - EZ-A13-375R, EZ-A13-500R, EZ-A13-750R
 - (1) Nylon tip socket set screw (HD-NT3)

Note

- Grippers rotate and can be fixed at any angle

EZ 3/8" ROD CONNECTOR WITH DOUBLE SHELF OR PANEL GRIPPER

Aluminum






PART	HOLDS	SLOT OPENING (A)	LENGTH	ROD SIZE
EZ-A14-125R	1/8"	.155"	2-3/4"	3/8"
EZ-A14-250R	1/4"	.265"	2-3/4"	3/8"
EZ-A14-375R	3/8"	.390"	2-3/4"	3/8"
EZ-A14-500R	1/2"	.515"	2-3/4"	3/8"
EZ-A14-750R	3/4"	.755"	2-3/4"	3/8"



- Assembly hardware included**
- (1) Cone point socket set screw (HD-CP7)
 - (2) Low head socket cap screw (HD-LHD7)
 - EZ-A14-125R, EZ-A14-250R
 - (2) Nylon tip socket set screw (HD-NT4)
 - EZ-A14-375R, EZ-A14-500R, EZ-A14-750R
 - (2) Nylon tip socket set screw (HD-NT3)

Note

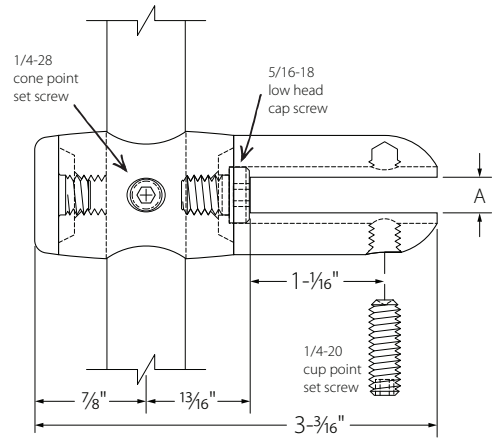
- Grippers rotate and can be fixed at any angle



EZ 5/8" ROD CONNECTOR WITH SINGLE THRU-BOLT SHELF OR PANEL GRIPPER
Aluminum

PART	HOLDS	SLOT OPENING (A)	LENGTH	ROD SIZE
EZ-A60-250	1/4"	.280"	3-3/16"	5/8"
EZ-A60-375	3/8"	.445"	3-3/16"	5/8"
EZ-A60-500	1/2"	.530"	3-3/16"	5/8"

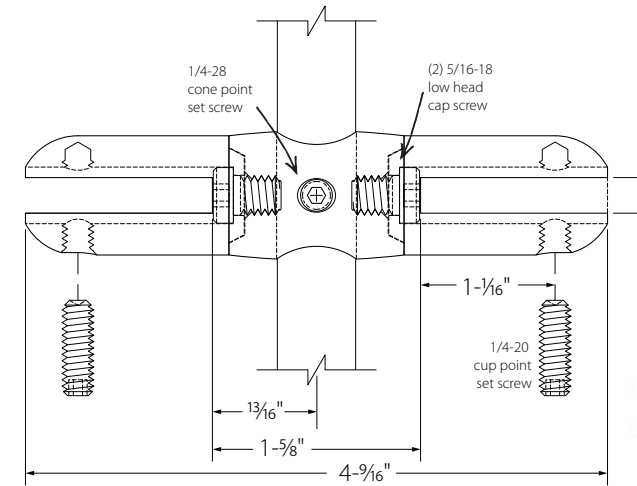
- Assembly hardware included**
- (1) Cone point socket set screw (HD-CP7)
 - (1) Low head socket cap screw (HD-LHD7)
 - (1) Cup point socket set screw (HD-S105)
- Note**
- Grippers rotate and can be fixed at any angle



EZ 5/8" ROD CONNECTOR WITH DOUBLE THRU-BOLT SHELF OR PANEL GRIPPER
Aluminum

PART	HOLDS	SLOT OPENING (A)	LENGTH	ROD SIZE
EZ-A61-250	1/4"	.280"	4-9/16"	5/8"
EZ-A61-375	3/8"	.445"	4-9/16"	5/8"
EZ-A61-500	1/2"	.530"	4-9/16"	5/8"


- Assembly hardware included**
- (1) Cone point socket set screw (HD-CP7)
 - (2) Low head socket cap screw (HD-LHD7)
 - (2) Cup point socket set screw (HD-S105)
- Note**
- Grippers rotate and can be fixed at any angle
- Tip**
- For shelving, use a nylon tip set screw



EZ ROD
Aluminum

PART	ROD SIZE	INTERNAL DIA.	STANDARD LENGTH
EZ-ROD250	1/4"	—	8' or 12'
EZ-ROD375	3/8"	—	8' or 12'
EZ-ROD625	5/8"	1/4"	8' or 12'

- Notes**
- Cut rod to desired length at time of installation.
 - EZ-ROD-625
 - Rod core can be tapped to 5/16-18






Our Customer Support Team is here to help

Call Us:
775.829.7272
Monday - Friday
7:00 a.m. - 3:30 p.m. (PST)

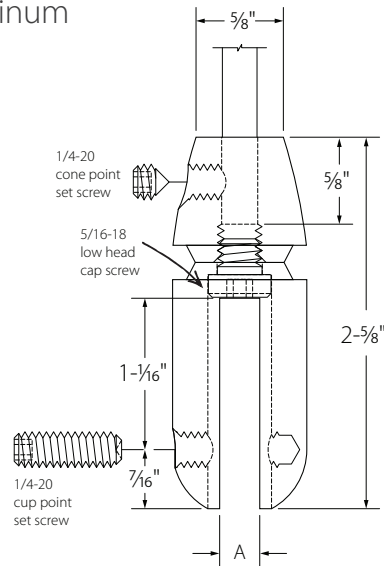
Email Us:
info@standoffsystems.com

- Full design support
- Installation guidance
- Free quotes
- Send us a sketch or .dwg



EZ 1/4" ROD VERTICAL PANEL GRIPPER

Aluminum



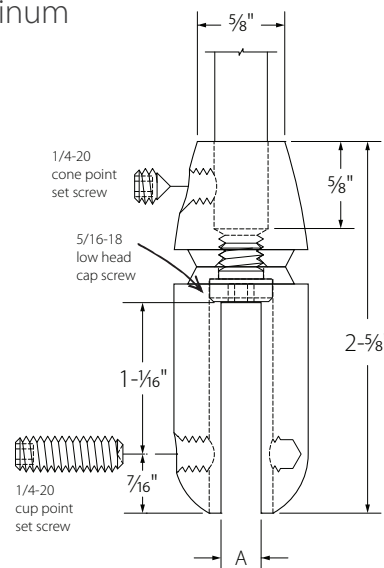
PART	HOLDS	SLOT OPENING (A)	LENGTH	ROD SIZE
EZ-A51-250	1/4"	.280"	2-5/8"	1/4"
EZ-A51-375	3/8"	.445"	2-5/8"	1/4"
EZ-A51-500	1/2"	.530"	2-5/8"	1/4"



- Assembly hardware included**
- (1) Cone point socket set screw (HD-CP75)
 - (1) Low head socket cap screw (HD-LHD65)
 - (1) Cup point socket set screw (HD-S105)

EZ 3/8" ROD VERTICAL PANEL GRIPPER

Aluminum



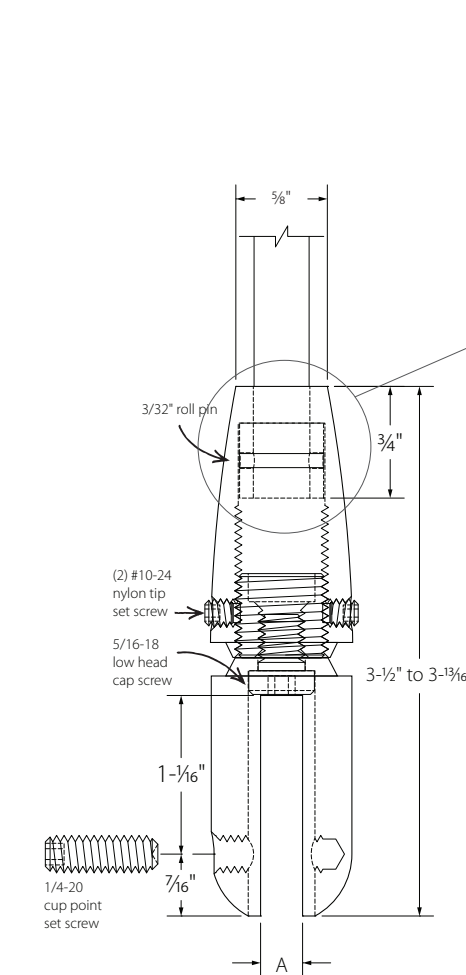
PART	HOLDS	SLOT OPENING (A)	LENGTH	ROD SIZE
EZ-A52-250	1/4"	.280"	2-5/8"	3/8"
EZ-A52-375	3/8"	.445"	2-5/8"	3/8"
EZ-A52-500	1/2"	.530"	2-5/8"	3/8"



- Assembly hardware included**
- (1) Cone point socket set screw (HD-CP75)
 - (1) Low head socket cap screw (HD-LHD65)
 - (1) Cup point socket set screw (HD-S105)

EZ 3/8" ROD HEAVY VERTICAL PANEL GRIPPER

Aluminum



PART	HOLDS	SLOT OPENING (A)	LENGTH	ROD SIZE
EZ-AH52-250	1/4"	.280"	2-5/8"	3/8"
EZ-AH52-375	3/8"	.445"	2-5/8"	3/8"
EZ-AH52-500	1/2"	.530"	2-5/8"	3/8"



Note

- Heavy duty mounting option. Use the EZ-AH52 for a heavy duty top mount. This is sold unassembled so the rod terminator can be fixed during field installation

- Assembly hardware included**
- (1) Heavy connection roll pin (HD-332RP)
 - (1) 3/8" rod terminator (EZ-AHRT-375)
 - (1) EZ Heavy Turnbuckle Connection (EZ-HTM)
 - (2) Nylon tip set screw (HD-NT1)
 - (1) Low head socket cap screw (HD-LHD7)
 - (1) Cup point socket set screw (HD-S105)

Note

- For precise placement of roll pin hole, use rod drilling jig (HD-A375RDJ). See page HD:15



EZ-AH52-250
(For 1/4" material)



EZ-AH52-375
(For 3/8" material)



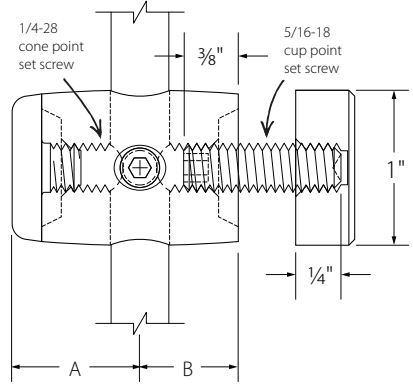
EZ-AH52-500
(For 1/2" material)



Lynell Art To Form

EZ ROD CONNECTOR WITH STANDOFF CAP
Aluminum

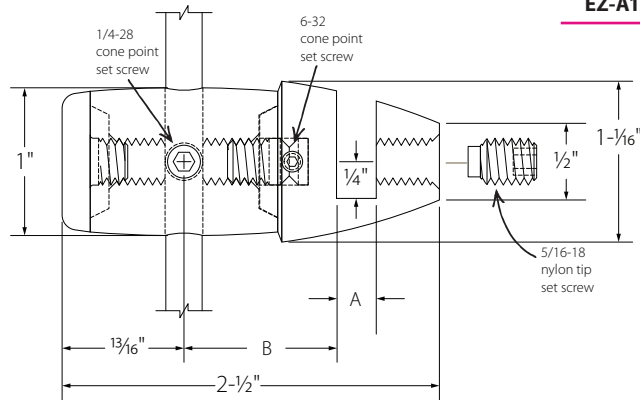
PART	BACK TO € (A)	PANEL TO € (B)	DIA.	ROD SIZE
EZ-A55R	13/16"	5/8"	1"	1/4"
EZ-A56	13/16"	5/8"	1"	3/8"
EZ-A57	7/8"	11/16"	1"	5/8"



- Assembly hardware included**
- (1) Cone point socket set screw (HD-CP7)
 - (1) Threaded stud up to 1-1/2" long. Specify stud or material thickness. See page HD:2

EZ 1/4" ROD CONNECTOR WITH SADDLE GRIPPER
Aluminum

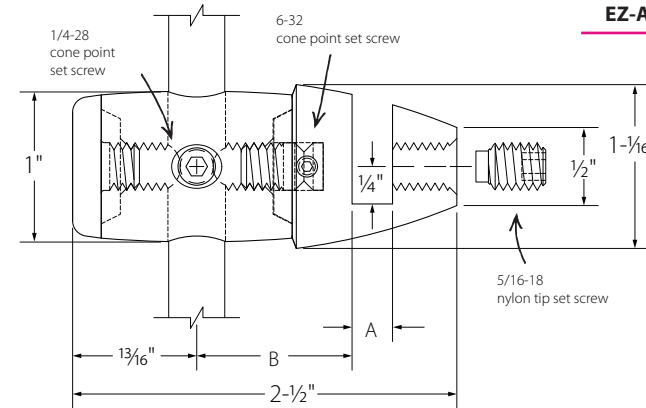
PART	HOLDS	SLOT OPENING (A)	SLOT TO € (B)	ROD SIZE
EZ-A12-125R	1/8"	.155"	1-1/16"	1/4"
EZ-A12-250R	1/4"	.265"	1"	1/4"
EZ-A12-375R	3/8"	.385"	15/16"	1/4"
EZ-A12-500R	1/2"	.515"	7/8"	1/4"



- Assembly hardware included**
- (1) StructureLite v-groove connector (SL-CP)
 - (1) Cone point socket set screw (HD-CP3)
 - (1) Cone point socket set screw (HD-CP7)
 - (1) Nylon tip socket set screw (HD-NT8)
 - (1) Nylon tip socket set screw (HD-NT7)
- Note**
- Grippers rotate and can be fixed at any angle

EZ 3/8" ROD CONNECTOR WITH SADDLE GRIPPER
Aluminum

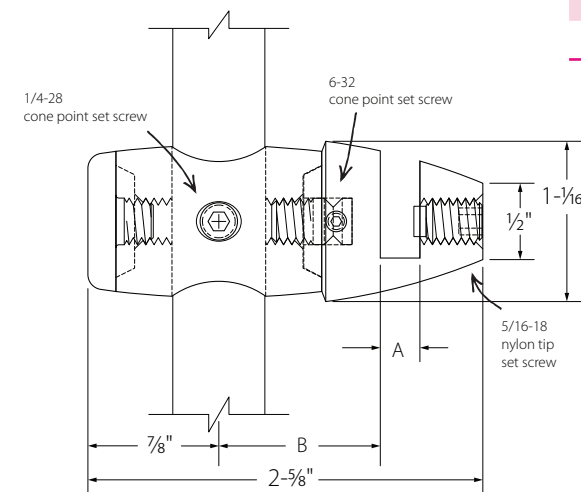
PART	HOLDS	SLOT OPENING (A)	SLOT TO € (B)	ROD SIZE
EZ-A16-125R	1/8"	.155"	1-1/16"	3/8"
EZ-A16-250R	1/4"	.265"	1"	3/8"
EZ-A16-375R	3/8"	.385"	15/16"	3/8"
EZ-A16-500R	1/2"	.515"	7/8"	3/8"




- Assembly hardware included**
- (1) StructureLite v-groove connector (SL-CP)
 - (1) Cone point socket set screw (HD-CP3)
 - (1) Cone point socket set screw (HD-CP7)
 - (1) Nylon tip socket set screw (HD-NT8)
 - (1) Nylon tip socket set screw (HD-NT7)
- Note**
- Grippers rotate and can be fixed at any angle

EZ 5/8" ROD CONNECTOR WITH SADDLE GRIPPER
Aluminum

PART	HOLDS	SLOT OPENING (A)	SLOT TO € (B)	ROD SIZE
EZ-A62-125	1/8"	.155"	1-1/8"	5/8"
EZ-A62-250	1/4"	.265"	1-1/16"	5/8"
EZ-A62-375	3/8"	.385"	1"	5/8"
EZ-A62-500	1/2"	.515"	15/16"	5/8"

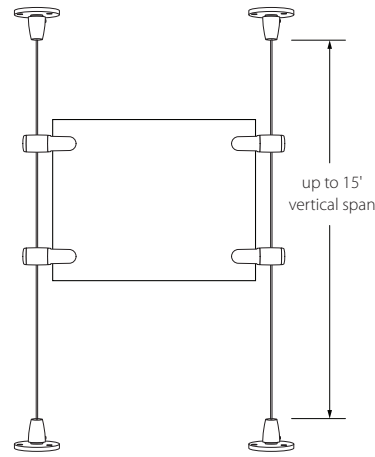


- Assembly hardware included**
- (1) StructureLite v-groove connector (SL-CP)
 - (1) Cone point socket set screw (HD-CP3)
 - (1) Cone point socket set screw (HD-CP7)
 - (1) Nylon tip socket set screw (HD-NT8)
 - (1) Nylon tip socket set screw (HD-NT7)
- Note**
- Grippers rotate and can be fixed at any angle



© 2014 Chenev Engineering

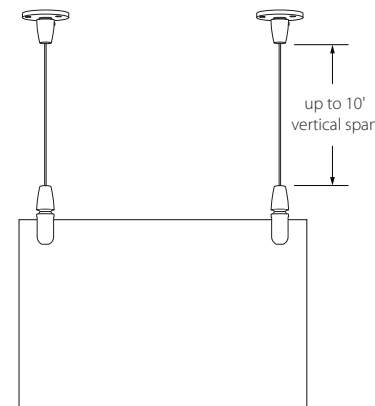
EZ FLOOR TO CEILING MOUNTED WIRE SUSPENSION SYSTEM
Aluminum



PART	WIRE SIZE	HOLDS
EZK-13	1/8"	3/8"
EZK-14	1/8"	1/2"

- Installation hardware included**
 - (12) Oval head screw (HD-PS2)
 - Assembly hardware included**
 - (2) 15' 3/64" swaged wire lengths (EZ-AWIRE15)
 - (2) EZ Heavy Top Mounts (EZ-AH28PO)
 - (2) EZ Bottom Mounts (WL-A28)
 - (1) 1' Plastic Tubing (HD-PT2)
- EZK-13**
- (4) EZ Vertical Gripper (EZ-A58-375)
- EZK-14**
- (4) EZ Vertical Gripper (EZ-A58-500)

EZ CEILING MOUNTED WIRE SUSPENSION SYSTEM
Aluminum



PART	WIRE SIZE	HOLDS
EZK-15	1/8"	3/8"
EZK-16	1/8"	1/2"

- Installation hardware included**
 - (6) Oval head screw (HD-PS2)
 - Assembly hardware included**
 - (2) 10' 3/64" swaged wire lengths (EZ-AWIRE10)
 - (2) EZ Heavy Top Mounts (EZ-AH28PO)
 - (1) 1' Plastic Tubing (HD-PT2)
- EZK-15**
- (2) EZ Heavy Vertical Gripper (EZ-AH43-375PO)
- EZK-16**
- (2) EZ Heavy Vertical Gripper (EZ-AH43-500PO)

EZ INDIVIDUAL AND REPLACEMENT PARTS
Visit our website for product specifications

EZ GRIPPERS

STANDARD GRIPPERS

- EZ-AG-125**
For 1/8" material
- EZ-AG-250**
For 1/4" material
- EZ-AG-375**
For 3/8" material
- EZ-AG-500**
For 1/2" material
- EZ-AG-750**
For 3/4" material

SADDLE GRIPPERS

- EZ-ASG-125**
For 1/8" material
- EZ-ASG-250**
For 1/4" material
- EZ-ASG-375**
For 3/8" material
- EZ-ASG-500**
For 1/2" material

THRU-BOLT GRIPPERS

- EZ-AGRIP-250**
For 1/4" material
- EZ-AGRIP-375**
For 3/8" material
- EZ-AGRIP-500**
For 1/2" material

BASE MOUNTS

- EZ-A2.5WMBL**
Base mount with counterbore hole
- EZ-A2.5WMBT**
Base mount with 5/16-18 tapped hole

HINGES

- EZ-AHC**
Hinge Assembly
- EZ-AHF**
Female component
- EZ-HM**
Male component

PULLEY WHEEL PARTS

- EZ-PW**
Pulley wheel
- EZ-APGRIP**
Pulley gripper

ROD CONNECTORS

- EZ-A250C**
For 1/4" rod
- EZ-A375C**
For 3/8" rod
- EZ-A625C**
For 5/8" rod



EZ INDIVIDUAL AND REPLACEMENT PARTS

Visit our website for product specifications

ROD GRIPPERS

-  **EZ-ARG-250**
For 1/4" rod
-  **EZ-ARG-375**
For 3/8" rod
-  **EZ-ASRG-250**
For 1/4" rod
-  **EZ-ASRG-375**
For 3/8" rod
-  **EZ-QC-375**
For 3/8" rod

ROD MOUNTS

-  **EZ-ATR-250**
For 1/4" rod
-  **EZ-AHR-375**
For 3/8" rod

5/8" ROD TRAVELERS

-  **EZ-A625RE**
5/8" rod end
-  **EZ-A625RC**
5/8" rod traveler
-  **EZ-A625TC**
5/8" rod t-connector
-  **EZ-A625BT**
5/8" rod 5-way traveler
-  **EZ-A625BTM**
5/8" rod 5-way threaded traveler

SHELVING & CONNECTION COMPONENTS

-  **EZ-A125WHW**
1/8" wire hub (see page SL:14)
-  **EZ-SP1**
Spacer
-  **EZ-PFC**
Press-fit connector



FINISHING COMPONENTS

-  **EZ-CRCAP**
Finishing cap
-  **EZ-GC**
Gripper Cap

TERMINATORS

-  **EZ-ART-250**
1/4" rod terminator
-  **EZ-AHRT-375**
3/8" rod terminator
-  **EZ-AWT-125**
EZ 1/8" wire terminator

TRANSITION CONNECTORS

-  **EZ-ATC-250A**
5/16-18 thread to 1/4" rod
-  **EZ-ATC-250B**
3/8" rod to 1/4" rod

EZ INDIVIDUAL AND REPLACEMENT PARTS

Visit our website for product specifications

TURNBUCKLE COMPONENTS

-  **HD-A375RDJ**
3/8" rod drilling jig
-  **EZ-HTM**
Long turnbuckle connection
-  **EZ-TMS**
Standard turnbuckle connection
-  **EZ-HW-125**
EZ 1/8" Wire Stopper

WIRE GRIPPERS

-  **EZ-AWG-125**
For 1/8" wire

WIRE CONNECTORS

-  **EZ-A125C**
For 1/8" wire
-  **EZ-AHWC2R**
For 1/8" wire
-  **EZ-AHWC3**
For 1/8" wire

WIRE MOUNTS

-  **EZ-ATW-125**
For 1/8" wire
 -  **EZ-ATL-125**
For 1/8" wire
 -  **EZ-AHW-125PO**
For 1/8" wire
 -  **EZ-AHT-125PO**
For 1/8" wire
- 

EZ-AHW-125PO
(1/8" wire)



EZ-AHT-125PO
(1/8" wire)



Inspirational Photo Galleries

www.standoffsystems.com/photo-gallery

- Signage/Awards
- Art/Framing
- Interior Design/Construction
- Retail/POP
- Shelving/Displays
- Exhibits/Museums

EZ ROD & WIRE INDEX



1	EZ 1/8" Wire Top Mount with Base Plate EZ-A27	EZ:2	14	EZ 1/8" Wire Single Gripper EZ-A5-125R, EZ-A5-250R, EZ-A5-375R, EZ-A5-500R, EZ-A5-750R	EZ:10
2	EZ 1/8" Wire Bottom Turnbuckle with Base Plate EZ-A28	EZ:2	15	EZ 1/8" Wire Double Panel Gripper EZ-A6-125R, EZ-A6-250R, EZ-A6-375R, EZ-A6-500R, EZ-A6-750R	EZ:10
3	WS 3/64" Wire Bottom Turnbuckle with Mounting Screw* EZ-AH28PO	EZ:3	16	EZ 1/8" Wire Thru-bolt Gripper EZ-A58-250, EZ-A58-375, EZ-A58-500	EZ:11
4	EZ 1/8" Wire Hinged Mount with Base Plate EZ-A19	EZ:4	17	EZ 1/8" Wire Double Panel Thru-bolt Gripper EZ-A59-250, EZ-A59-375, EZ-A59-500	EZ:11
5	EZ 1/8" Wire Hinged Turnbuckle with Base Plate EZ-A20	EZ:4	18	EZ 1/8" Wire Vertical Panel Gripper EZ-AVGC-250, EZ-AVGC-375, EZ-AVGC-500	EZ:12
6	EZ 1/8" Wire Heavy Hinged Mount with Base Plate* EZ-AH20PO	EZ:5	19	EZ 1/8" Wire Horizontal Shelf Gripper EZ-AHGC-250, EZ-AHGC-375, EZ-AHGC-500	EZ:12
7	EZ 1/8" Wire 90° Wall Mount with Base Plate EZ-A33-W125	EZ:6	20	EZ 1/8" Wire Vertical Double Panel Gripper EZ-AVDG-250, EZ-AVDG-375	EZ:13
8	EZ 1/8" Wire 90° Wall Turnbuckle with Base Plate EZ-A34-W125	EZ:6	21	EZ 1/8" Wire Horizontal Double Panel Gripper EZ-AHDG-375, EZ-AHDG-500	EZ:13
9	EZ 1/8" Wire 90° Wall Mount with Base Plate* EZ-AH33-W125PO	EZ:7	22	EZ 1/8" Wire Vertical Panel Gripper EZ-A43-250, EZ-A43-375, EZ-A43-500	EZ:14
10	EZ 1/8" Wire Heavy Angled Surface Top Mount EZ-APCA	EZ:8	23	EZ 1/8" Wire Vertical Heavy Panel Gripper* EZ-AH43-250PO, EZ-AH43-375PO, EZ-AH43-500PO	EZ:15
11	EZ 1/8" Wire Heavy Angled Surface Top Mount with Base Plate EZ-A53	EZ:8	24	EZ 1/8" Wire Connector with Cap EZ-A50	EZ:16
12	EZ 1/8" Wire (By the Foot) EZ-WIRE-125	EZ:9	25	EZ 1/8" Wire Saddle Gripper EZ-A8-125R, EZ-A8-250R, EZ-A8-375R, EZ-A8-500R	EZ:16
13	EZ 1/8" Swaged Wire Packs EZ-AWIRE10, EZ-AWIRE15	EZ:9	26	EZ 1/8" Wire Pulley Wheel with Base Plate EZ-APW	EZ:17

*Parts are shipped unassembled

EZ ROD & WIRE INDEX



27	EZ 1/8" Wire Flying Turnbuckle EZ-AH45PO	EZ:17	40	EZ 3/8" Rod 90 Degree Wall Connector with Base Plate EZ-A36-R375	EZ:27
28	EZ 1/8" Wire Spreader Bar EZ-A46, EZ-A47, EZ-A48, EZ-A63, EZ-A64, EZ-A65,	EZ:18	41	EZ 1/4" Rod Connector with Single Shelf or Panel Gripper EZ-A9-125R, EZ-A9-250R, EZ-A9-375R, EZ-A9-500R, EZ-A9-750R	EZ:28
29	EZ 1/8" Wire Shelf Hub EZ-A40	EZ:20	42	EZ 3/8" Rod Connector with Single Shelf or Panel Gripper EZ-A13-125R, EZ-A13-250R, EZ-A13-375R, EZ-A13-500R, EZ-A13-750R	EZ:28
30	EZ 1/8" Wire Angled Panel Connector EZ-A44	EZ:20	43	EZ 1/4" Rod Connector with Double Shelf or Panel Gripper EZ-A10-125R, EZ-A10-250R, EZ-A10-375R, EZ-A10-500R, EZ-A10-750R	EZ:29
31	EZ Panel Gripper with Base Plate EZ-A41-250, EZ-A41-375, EZ-A41-500	EZ:21	44	EZ 3/8" Rod Connector with Double Shelf or Panel Gripper EZ-A14-125R, EZ-A14-250R, EZ-A14-375R, EZ-A14-500R, EZ-A14-750R	EZ:29
32	EZ 1/4" Rod Top Mount with Base Plate EZ-A29	EZ:22	45	EZ 5/8" Rod Connector with Single Thru-bolt Shelf or Panel Gripper EZ-A60-250, EZ-A60-375, EZ-A60-500	EZ:30
33	EZ 1/4" Rod Bottom Turnbuckle Mount with Base Plate EZ-A30	EZ:22	46	EZ 1/4" Rod EZ-ROD250	EZ:30
34	EZ 3/8" Rod Top Mount with Base Plate EZ-A31	EZ:23	47	EZ 3/8" Rod EZ-ROD375	EZ:30
35	EZ 3/8" Rod Bottom Turnbuckle Mount with Base Plate EZ-AH32	EZ:23	48	EZ 5/8" Rod EZ-ROD625	EZ:30
36	EZ 1/4" Rod Hinged Top Wall Mount with Base Plate EZ-A21	EZ:24	49	EZ 5/8" Rod Connector with Double Thru-bolt Shelf or Panel Gripper EZ-A61-250, EZ-A61-375, EZ-A61-500	EZ:31
37	EZ 1/4" Rod Hinged Turnbuckle Wall Mount with Base Plate EZ-A22	EZ:24	50	EZ 1/4" Rod Vertical Panel Gripper EZ-A51-250, EZ-A51-375, EZ-A51-500	EZ:32
38	EZ 3/8" Rod Heavy Turnbuckle Hinged Mount with Base Plate EZ-AH24	EZ:25	51	EZ 3/8" Rod Vertical Panel Gripper EZ-A52-250, EZ-A52-375, EZ-A52-500	EZ:32
39	EZ 1/4" Rod 90 Degree Wall Connector with Base Plate EZ-A36-R250	EZ:26	52	EZ 3/8" Rod Heavy Vertical Panel Gripper* EZ-AH52-250PO, EZ-AH52-375PO, EZ-AH52-500PO	EZ:33

*Parts are shipped unassembled

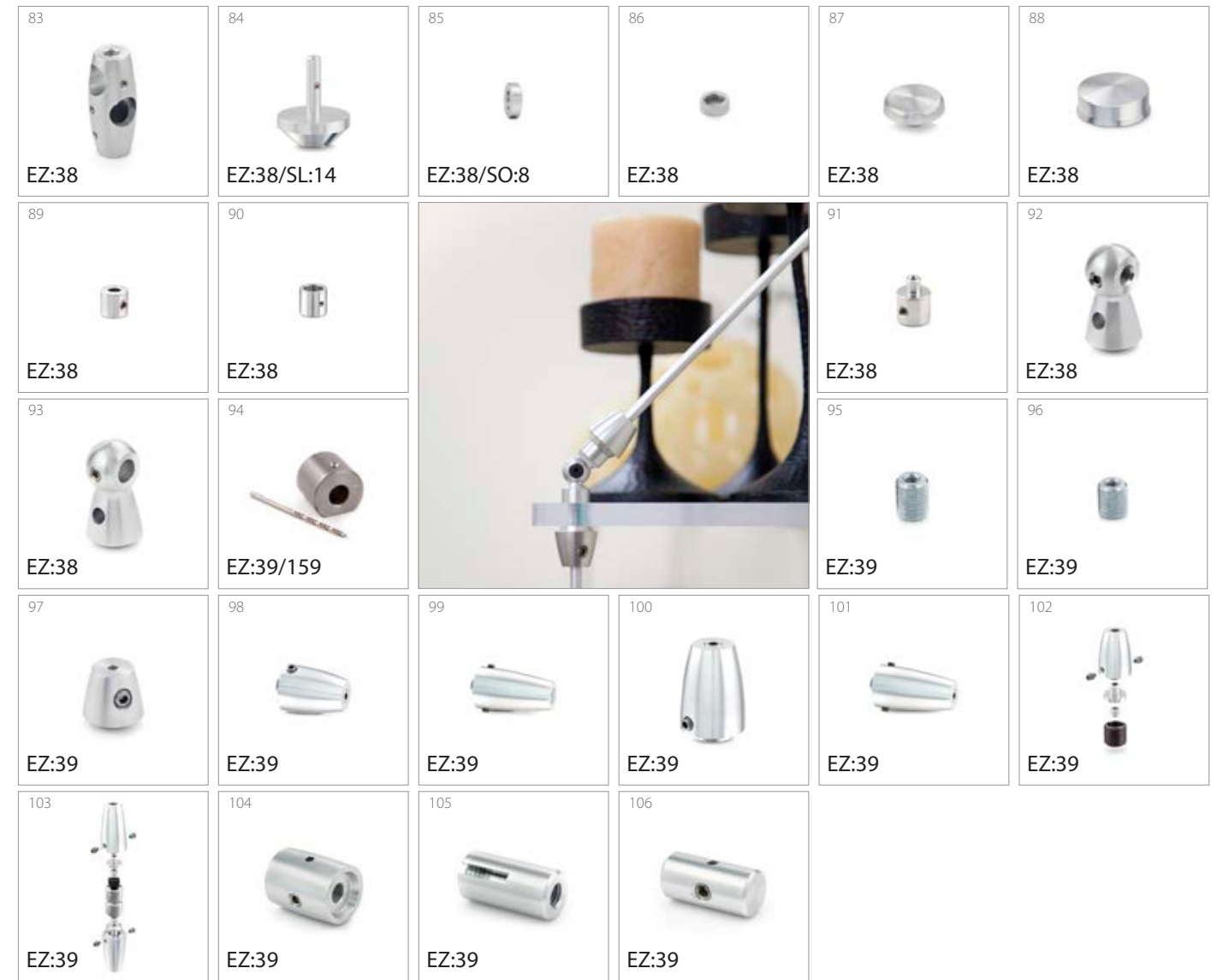
EZ ROD & WIRE INDEX



53	EZ 1/4" Rod Connector with Standoff Cap EZ-A55R	EZ:34	68	EZ Hinge Male Component EZ-HM	EZ:37
54	EZ 3/8" Rod Connector with Standoff Cap EZ-A56	EZ:34	69	EZ 1/8" Wire Pulley Wheel EZ-PW	EZ:37
55	EZ 5/8" Rod Connector with Standoff Cap EZ-A57	EZ:34	70	EZ Pulley Grip EZ-APGRIP	EZ:37
56	EZ 1/4" Rod Connector with Saddle Gripper EZ-A12-125R, EZ-A12-250R, EZ-A12-375R, EZ-A12-500R	EZ:34	71	EZ 1/4" Rod Connector EZ-A250C	EZ:37
57	EZ 3/8" Rod Connector with Saddle Gripper EZ-A16-125R, EZ-A16-250R, EZ-A16-375R, EZ-A16-500R	EZ:35	72	EZ 3/8" Rod Connector EZ-A375C	EZ:37
58	EZ 5/8" Rod Connector with Saddle Gripper EZ-A62-125, EZ-A62-250, EZ-A62-375, EZ-A62-500	EZ:35	73	EZ 5/8" Rod Connector EZ-A625C	EZ:37
59	EZ Floor to Ceiling Mounted Wire Suspension System EZK-13, EZK-14	EZ:36	74	EZ 3/8" Rod Thru-mount EZ-ARG-250, EZ-ARG-375	EZ:38
60	EZ Ceiling Mounted Wire Suspension System EZK-15, EZK-16	EZ:36	75	EZ 1/4" Rod Thru-mount EZ-ASRG-250, EZ-ASRG-375	EZ:38
61	EZ Shelf/Panel Gripper EZ-AG-125, EZ-AG-250, EZ-AG-375, EZ-AG-500, EZ-AG-750	EZ:37	76	EZ 3/8" Rod Holder EZ-QC-375	EZ:38
62	EZ Saddle Gripper EZ-ASG-125, EZ-ASG-250, EZ-ASG-375, EZ-ASG-500	EZ:37	77	EZ 1/4" Rod Bottom Turnbuckle Mount EZ-ATR-250	EZ:38
63	EZ Thru-bolt Panel Gripper EZ-AGRIP-250, EZ-AGRIP-375, EZ-AGRIP-500	EZ:37	78	EZ 3/8" Rod Heavy Turnbuckle Mount EZ-AHR-375	EZ:38
64	EZ Base Plate with Counterbore Thru-hole EZ-A2.5WMBL	EZ:37	79	EZ 5/8" Rod End EZ-A625RE	EZ:38
65	EZ Base Plate with 5/16-18 Threaded Hole EZ-A2.5WMBT	EZ:37	80	EZ 5/8" Rod Traveler EZ-A625RC	EZ:38
66	EZ Hinge Assembly EZ-AHC	EZ:37	81	EZ 5/8" Rod T-Connector EZ-A625TC	EZ:38
67	EZ Hinge Female Component EZ-AHF	EZ:37	82	EZ 5/8" Rod 5-Way Traveler EZ-A625BT	EZ:38

*Parts are shipped unassembled

EZ ROD & WIRE INDEX



83	EZ 5/8" Rod 5-Way Threaded Traveler EZ-A625BTM	EZ:38	95	EZ Long Turnbuckle Connection EZ-HTM	EZ:39
84	EZ 1/8" Wire 1-Way Hub EZ-A125WHW	EZ:38/SL:14	96	EZ Turnbuckle Connection EZ-TMS	EZ:39
85	EZ 5/8" Spacer EZ-SP1	EZ:38/SO:8	97	EZ 1/8" Wire Gripper EZ-AWG-125	EZ:39
86	EZ Press-fit Connector EZ-PFC	EZ:38	98	EZ 1/8" Wire Bottom Turnbuckle EZ-AIW-125	EZ:39
87	EZ Finishing Cap EZ-CRCAP	EZ:38	99	EZ 1/8" Wire Bottom Long Turnbuckle EZ-ATL-125	EZ:39
88	EZ Gripper Cap EZ-GC	EZ:38	100	EZ 1/8" Wire Heavy Turnbuckle EZ-AHW-125	EZ:39
89	EZ 1/4" Rod Terminator EZ-ART-250	EZ:38	101	EZ 1/8" Wire Heavy Long Top Turnbuckle EZ-AHT-125	EZ:39
90	EZ 3/8" Rod Terminator EZ-AHRT-375	EZ:38	102	EZ 1/8" Wire Heavy Turnbuckle* EZ-AHW-125PO	EZ:39
91	EZ 1/8" Wire Terminator EZ-AWT-125	EZ:38	103	EZ 1/8" Wire Heavy Long Turnbuckle* EZ-AHT-125PO	EZ:39
92	EZ 1/4" Rod Transition Connector EZ-AIC-250A	EZ:38	104	EZ 1/8" Wire Inline Connector EZ-AI25C	EZ:39
93	EZ 3/8" to 1/4" Rod Transition Connector EZ-AIC-250B	EZ:38	105	EZ 1/8" Wire Connector Type 2 (Slotted) EZ-AHWC2R	EZ:39
94	3/8" Rod Drilling Jig HD-A375RDJ	EZ:39/HD:15	106	EZ 1/8" Wire Connector Type 3 (Finished End) EZ-HWC3	EZ:39

*Parts are shipped unassembled

StructureLite

StructureLite Extrusion	SL:2
StructureLite Blox™ Components	SL:6
StructureLite Extrusion Inserts	SL:8
StructureLite 2.5" H-Tube Components	SL:10
StructureLite C-Channel Components	SL:11
StructureLite Extrusion Connectors	SL:12
StructureLite Finishing Options	SL:16
StructureLite Plates and Feet	SL:18
StructureLite Kits	SL:19
StructureLite Individual & Replacement Parts	SL:19
StructureLite Index	SL:20



StructureLite is designed for structures created with extrusion profile. You can create your own furniture, shelving, displays, partitions, exhibits and other interior or architectural elements with this customizable collection of components.

EXTRUSION

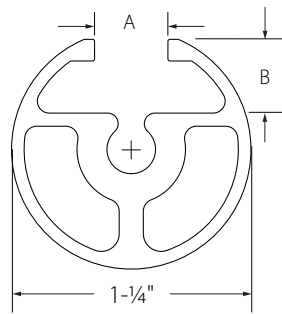
Aluminum

PART	SLOT (A)	SLOT DEPTH (B)	INSIDE DIA.	OUTSIDE DIA.	STANDARD LENGTH
SL-PROF	.35" to .38"	.38" to .39"	1/4"	1-1/4"	8' or 12'
SL-PROFD	(2) .35" to .38"	(2) .38" to .39"	1/4"	1-1/4"	12'
SL-PROF90	(2) .35" to .38"	(2) .38" to .39"	1/4"	1-1/4"	8' or 12'

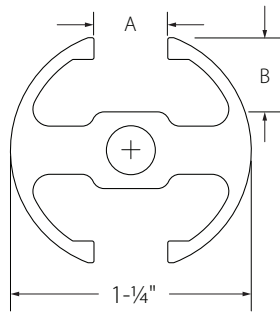
- Notes**
- Cut to desired length at time of installation. Additional cut charges may apply
 - Center holes can be drilled and tapped for 5/16-18 threads



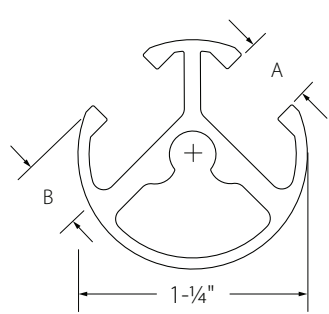
SL-PROF
(1 slot)



SL-PROFD
(2 slots)



SL-PROF90
(2 slots at 90°)



- Tips**
- Combine with extrusion nuts to attach additional components. See page SL:8
 - Combine with inserts and covers for additional options. See page SL:8



- Tips**
- Combine with extrusion nuts to attach additional components. See page SL:8
 - Combine with inserts and covers for additional options. See page SL:8



- Tips**
- Combine with extrusion nuts to attach additional components. See page SL:8
 - Combine with inserts and covers for additional options. See page SL:8



EXTRUSION

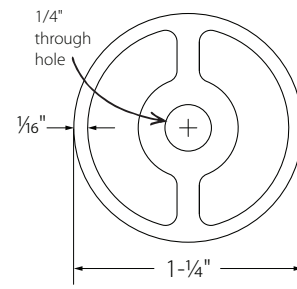
Aluminum

PART	INSIDE DIA.	OUTSIDE DIA.	STANDARD LENGTH
SL-BAR	1/4"	1-1/4"	8' or 12'
SL-2.5BAR	1/4"	2-1/2"	8' or 12'
SL-2.5HTUBE	2"	2-1/2"	8'

- Note**
- Cut to desired length at time of installation. Additional cut charges may apply



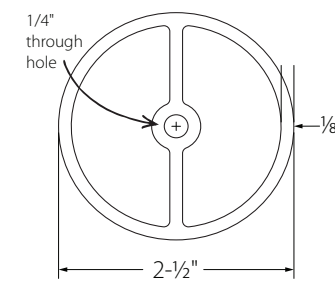
SL-BAR
(no slot)




- Tips**
- Center holes can be drilled and tapped for 5/16-18 threads.
 - Combine with 1.25" end cap (SL-2.5PCAP) for a finished option. See page SL:17



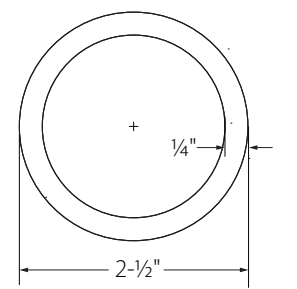
SL-2.5BAR
(2.5" extrusion)




- Tips**
- Center holes can be drilled and tapped for 5/16-18 threads.
 - Combine with 2.5" end cap (SL-2.5PCAP) for a finished option. See page SL:17
 - Combine with 2.5" disc (SL-2.5DISC) as a finishing option, a transition component, or as a single mounting point. See page SL:17



SL-2.5HTUBE
(thick-walled 2.5" extrusion)



- Tips**
- Combine with an Heavy Top Cap (SL-HTC) for a finished end. See page SL:10
 - Also sold drilled with a base mount (SL-A2.5HTUBE), for a bottom mounted option. See page SL:10



EXTRUSION

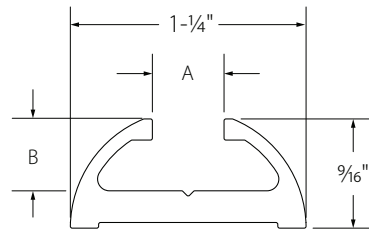
Aluminum

PART	SLOT (A)	SLOT DEPTH (B)	OUTSIDE WIDTH	STANDARD LENGTH
SL-WT	.35" to .38"	.38" to .39"	1-1/4"	8' or 12'
SL-C-CHANNEL	9/16"	1-3/4"	none	8'
SL-SQPROF	.35" to .38"	.38" to .39"	1-1/4"	12'

Note
 • Cut to desired length at time of installation.
 Additional cut charges may apply



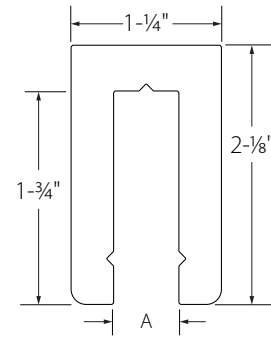
SL-WT
(Wall track)



- Tips**
- Add an end cap (SL-AWTEC) to create a finished end. **See page SL:16**
 - Combine with extrusion nuts to attach additional components. **See page SL:8**
 - Use drill bit (HD-DRILLCS) to create mounting holes. **See page HD:14**



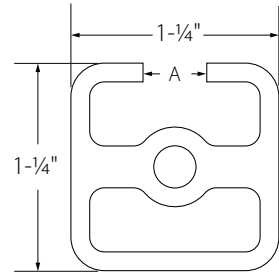
SL-C-CHANNEL
(Panel suspension)



- Tips**
- Combine with the C-Channel Installation Kit (SL-CHNLKIT) for panel suspension applications. **See page SL:11**
 - Use a C-Channel Cover (SL-CHNLCAP) for a finished look. **See page SL:11**
 - Use drill bits (HD-DRILLSTP) for mounting and (HD-DRILLP) for side-taps. **See page HD:14**



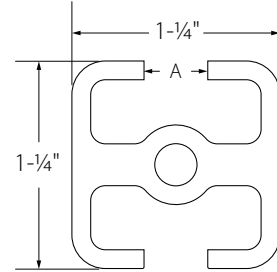
SL-SQPROF
(Single-slot)



- Tips**
- Combine with inserts and covers for additional options. **See page SL:8**
 - Use a Square End Cover (SL-BLOX1.25EC) for a finished look. **See page SL:7**
 - Combine with extrusion nuts to attach additional components. **See page SL:8**



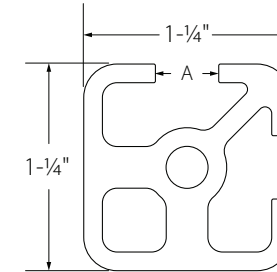
SL-SQPROFD
(180° 2-slot)



- Tips**
- Combine with inserts and covers for additional options. **See page SL:8**
 - Use a Square End Cover (SL-BLOX1.25EC) for a finished look. **See page SL:7**
 - Combine with extrusion nuts to attach additional components. **See page SL:8**



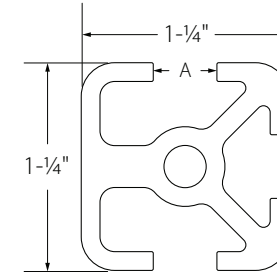
SL-SQPROF90
(90° 2-slot)



- Tips**
- Combine with inserts and covers for additional options. **See page SL:8**
 - Use a Square End Cover (SL-BLOX1.25EC) for a finished look. **See page SL:7**
 - Combine with extrusion nuts to attach additional components. **See page SL:8**



SL-SQPROF3W
(270° 3-slot)



- Tips**
- Combine with inserts and covers for additional options. **See page SL:8**
 - Use a Square End Cover (SL-BLOX1.25EC) for a finished look. **See page SL:7**
 - Combine with extrusion nuts to attach additional components. **See page SL:8**





EXTRUSION

Aluminum

PART	SLOT (A)	SLOT DEPTH	OUTSIDE WIDTH	STANDARD LENGTH
SL-SQPROFD	(2) .35" to .38"	(2) .38" to .39"	1-1/4"	12'
SL-SQPROF90	.35" to .38"	.38" to .39"	1-1/4"	8' or 12'
SL-SQPROF3W	(3) .35" to .38"	(3) .38" to .39"	1-1/4"	12'

Note
 • Cut to desired length at time of installation.
 Additional cut charges may apply
 • Combine with Blox™ components including specialized hubs, connectors and covers.
See page SL:6



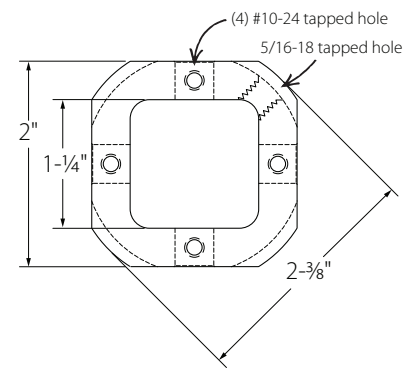


StructureLite Blox™ is a collection of components designed to combine with square extrusion. The Blox line includes specialized hubs, connectors and covers. These components are also designed to be compatible with our other products.



BLOX HUB

Aluminum



SL-BLOX

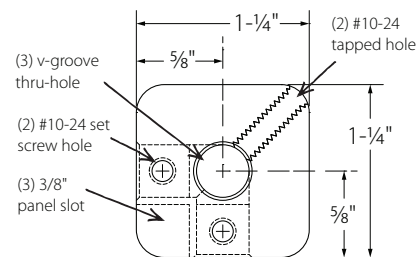
PART	EXTENDS
SL-BLOX	1-1/4" extrusion

Note
• Connecting hardware (not included)

- HD-NT7
Page HD:3
- HD-CP55
Page HD:3
- HD-VGBC
Page HD:11
- HD-DVGBC
Page HD:11

BLOX CORNER

Aluminum



SL-BLOX-CRNR

PART	CONNECTS
SL-BLOX-CRNR	1-1/4" extrusion

Note
• Connecting hardware (not included)

- HD-NT7
Page HD:3
- HD-CP55
Page HD:3
- HD-VGBC
Page HD:11
- HD-DVGBC
Page HD:11

BLOX BRACKETS

Aluminum



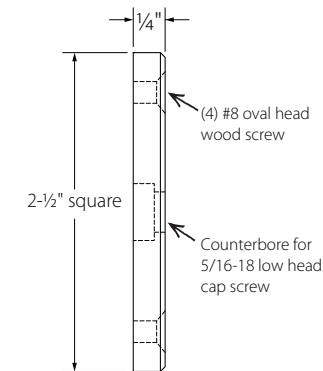
- SL-SQCON1**
Connects:
• SL-SQPROF
• SL-SQPROFD
- SL-SQCON2**
Connects:
• SL-SQPROF and SL-SQPROFD to SL-SQPROF90 and SL-SQPROF3W
- SL-SQCON3**
Connects:
• SL-SQPROF90
• SL-SQPROF3W

PART	CONNECTS
SL-SQCON1	1-1/4" square extrusion
SL-SQCON2	1-1/4" square extrusion
SL-SQCON3	1-1/4" square extrusion

Note
• Securing to extrusion requires cup point socket set screws (HD-S15), sold separately. See page HD:14

SQUARE EXTRUSION MOUNT

Powder Coated Aluminum

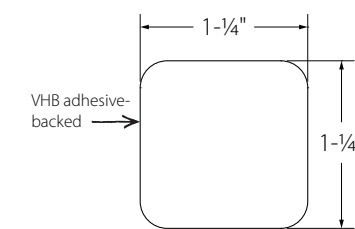


PART	CONNECTS
SL-ASQWMBL	1-1/4" square extrusion

Installation hardware included
• (4) Oval head screw (HD-P52)


SQUARE END COVER

Aluminum



PART	COVERS	FINISH
SL-BLOX1.25EC	1-1/4" square extrusion	brushed aluminum

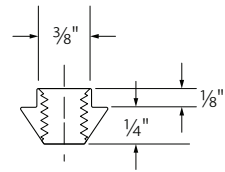
Note
• Very high-bond adhesive-backed



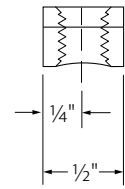
EXTRUSION NUTS

Aluminum

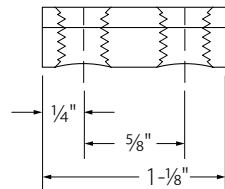
PART	LENGTH	# OF HOLES	TAPPED
SL-CN1	1/2"	1	5/16-18
SL-CN3	1-1/8"	2	5/16-18
SL-CNRH	1-3/4"	3	5/16-18



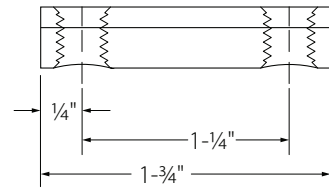
SL-CN1



SL-CN3



SL-CNRH



PLASTIC INSERTS

For slotted extrusions

PART	STYLE	FUNCTION	LENGTH
SL-PCS-72	cover strip	cover strip	6'
SL-SPF	flexible spine	grips 1/8" to 1/4"	by the foot
SL-SPR	rigid spline	grips 3/16" to 1/4"	8'

SL-PCS-72



SL-PPF



SL-SPR



SL-PCS-72
(in SL-PROF)



SL-SPF
(in SL-PROF)



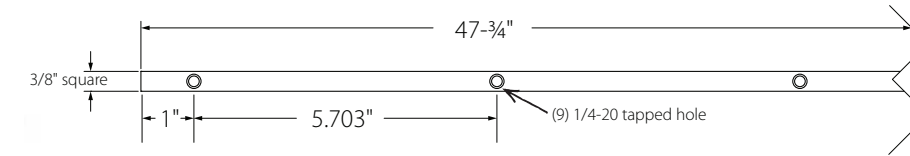
SL-SPR
(in SL-PROF)

BAFFLE FIN HARDWARE


Aluminum

PART	LENGTH	# OF HOLES	TAPPED
SL-APBS	47-3/4"	9	5/16-18

Assembly hardware included
 • (9) Cup point socket set screw (HD-S10)
 Note
 • Cut to desired length at time of installation.
 Additional cut charges may apply




SL-APBS



Inspirational Photo Galleries

www.standoffsystems.com/photo-gallery

- Signage/Awards
- Interior Design/Construction
- Shelving/Displays
- Art/Framing
- Retail/POP
- Exhibits/Museums



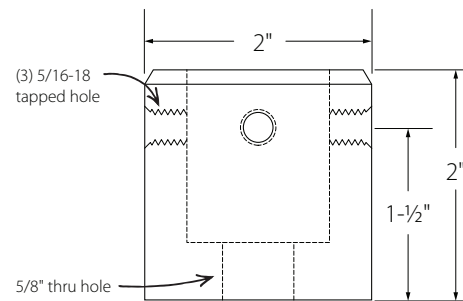
H-TUBE BASE MOUNT ASSEMBLY

Stainless Steel

PART	DIA.	HEIGHT	USE WITH
SL-A2.5HTUBE	2"	2"	SL-A2.5HTUBE

- Assembly hardware included**
- (1) 8" H-Tube (SL-2.5HTUBE) tapped for base mount
 - (3) Button socket cap screw (HD-BH3)
 - (1) H-Tube Base Mount (SL-A2.5BM)

- Note**
- Use the heavy concrete anchor (HD-CA7) for a sturdy floor-mounted option. See page HD:8
 - Can also be installed onto a wood surface with a 1/2" lag bolt (not included)

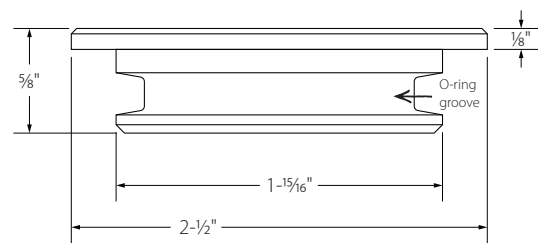


H-TUBE HEAVY TOP CAP

Aluminum

PART	DIA.	EXPOSED HEIGHT	COVERS
SL-A2.5HTC	2-1/2"	1/8"	SL-2.5HTUBE

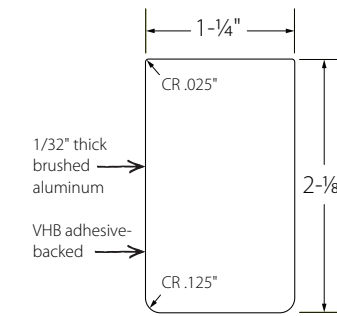
- Assembly hardware included**
- (1) Rubber o-ring



SL-A2.5HTC

C-CHANNEL END COVER

Aluminum



PART	SIZE	COVERS
SL-CHNLCAP	1-1/4" x 2-1/8"	C-Channel Extrusion

- Note**
- Very high-bond adhesive-backed



C-CHANNEL INSTALLATION KIT



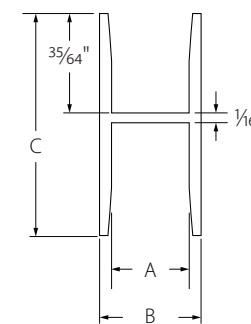
PART	USE FOR
SL-CHNLKIT	C-Channel floor to ceiling Installation

- Assembly hardware included**
- (2) Insert tool
 - (6) Plastic shim
 - (1) 10' x 1/8" rubber cord insert
 - (1) 10' x 3/32" rubber cord insert

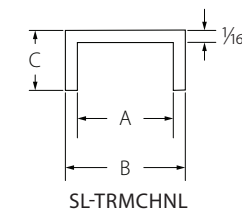
- Note**
- Use to create a secure fit when creating floor-to-ceiling-panel installations with C-Channel for 3/8" and 1/2" thick panels

C-CHANNEL TRIM


PART	HOLDS (A)	WIDTH (B)	FACE WIDTH (C)	LENGTH
SL-TRIMCHNLH-375	3/8" panels	5/8"	5/16"	8'
SL-TRIMCHNLH-500	1/2" panels	5/8"	5/16"	8'
SL-TRIMCHNL-375	3/8" panels	5/8"	1-5/32"	8'
SL-TRIMCHNL-500	1/2" panels	15/32"	1-1/4"	8'



SL-TRMCHNH



SL-TRMCHNL

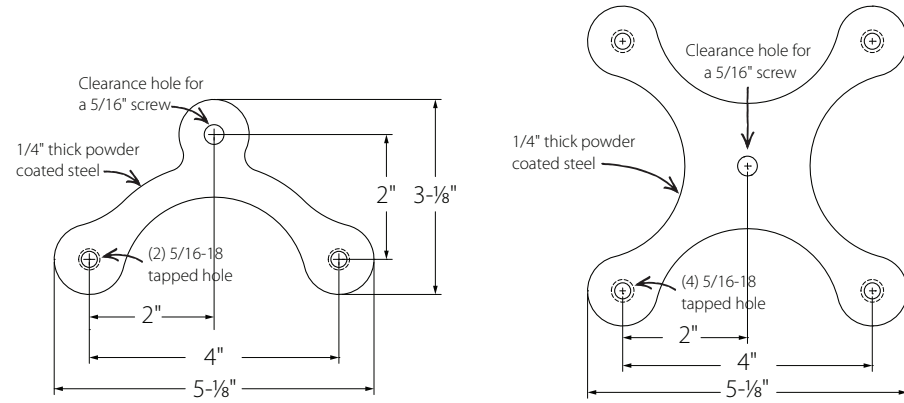


STRUCTURELITE SPIDER MOUNT

Powder Coated Steel



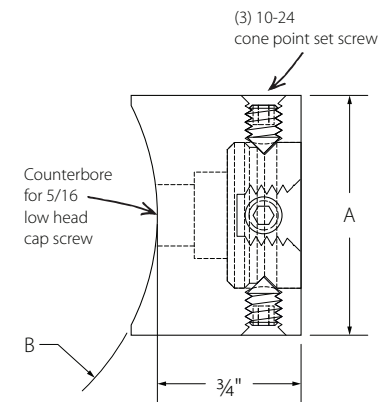
PART	TAPPED	TAPPED MOUNTING HOLES
SL-SMH2	5/16-18	2
SL-SMH4	5/16-18	4



CONNECTION TRAVELERS

Aluminum

PART	DIA. (A)	CONNECTS TO (B)	TAPPED	THREAD DEPTH
SL-ACT3	1-1/4"	2-1/2" extrusion	5/16-18	1/4"
SL-ACT6	1-1/4"	1-1/4" extrusion	5/16-18	1/4"
SL-ACT5	2-1/2"	2-1/2" extrusion	5/16-18	1/4"

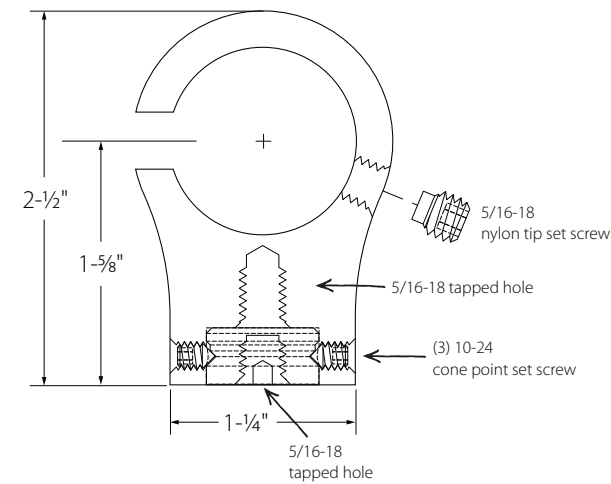
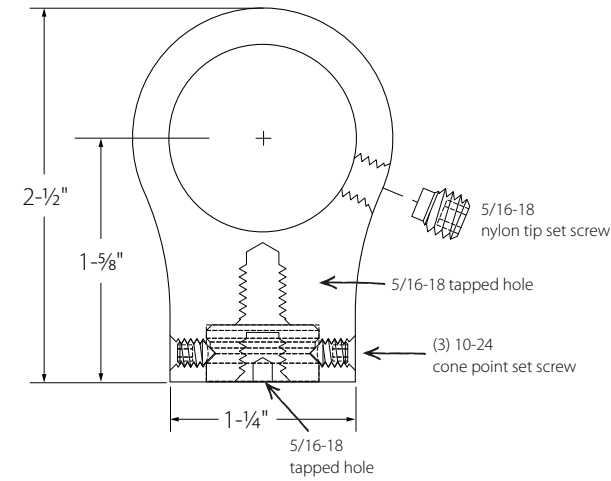


- Assembly hardware included**
- (3) Cone point socket set screw (HD-CP5)
 - (1) StructureLite Connection Cap (SL-CC)

BALL TRAVELER

Aluminum

PART	SLOT	CONNECTS	HOLDS	TAPPED
SL-ABT	no slot	1-1/4" extrusion	1-1/4" extrusion	5/16-18
SL-ASBT	3/8" slot	1-1/4" extrusion	1-1/4" extrusion	5/16-18

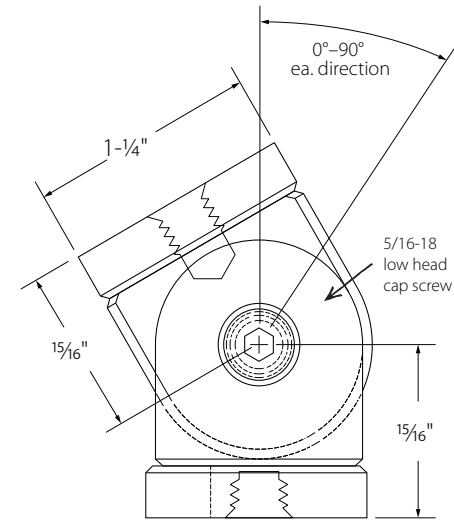


- Assembly hardware included**
- (1) Nylon tip socket set screw (HD-NT7)
 - (3) Cone point socket set screw (HD-CP5)
 - (1) StructureLite Connection Cap (SL-CC)



PANEL HINGE

For slotted extrusions



PART	CONNECTS	DIRECTION	TAPPED	THREAD DEPTH
SL-ADCMLH	1-1/4" extrusion	left-facing	5/16-18	1/4"
SL-ADCMRH	1-1/4" extrusion	right-facing	5/16-18	1/4"

Assembly hardware included
 • (1) Low head socket cap screw (HD-LHD10S)



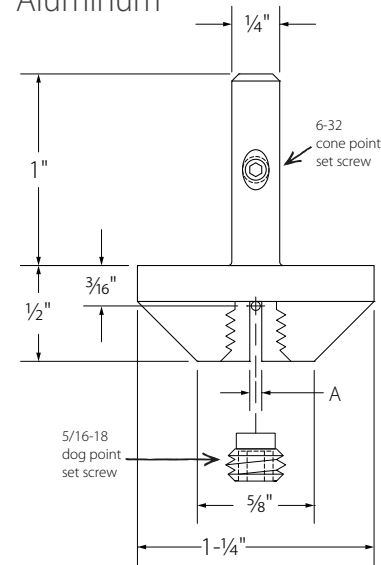
SL-ADCMLH



SL-ADCMRH

1-WAY WIRE HUB

Aluminum



PART	DIA.	LENGTH	WIRE SLOT (A)
WS-A1WHW	1-1/4"	1-1/2"	1/16"
EZ-A125WHW	1-1/4"	1-1/2"	1/8"

Assembly hardware included
 • (1) Cone point socket set screw (HD-CP3)
 WS-A1WHW
 • (1) Dog point socket set screw (HD-DP2)
 EZ-A125WHW
 • (1) Flat point socket set screw (HD-FPT5)



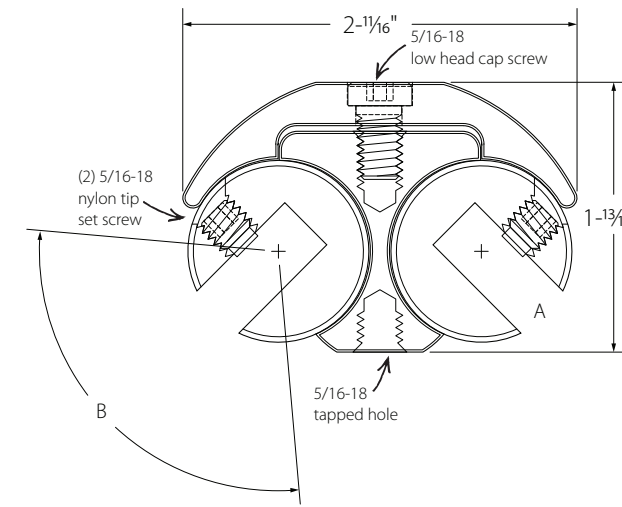
WS-A1WHW
(For 3/64" wire)



EZ-A125WHW
(For 1/8" wire)

HINGE CLAMPS

Aluminum



PART	HOLDS	SLOT WIDTH (A)	DEGREES OF ROTATION (B)
SL-AHC-250	1/4" panel	.280"	110°
SL-AHC-375	3/8" panel	.405"	100°
SL-AHC-500	1/2" panel	.530"	85°
SL-AHC-750	3/4" panel	.780"	60°

Assembly hardware included
 • (1) Low head socket cap screw (HD-LHD8S)
 SL-AHC-250
 • (2) Nylon tip socket set screw (HD-NT8)
 SL-AHC-375, SL-AHC-500
 • (2) Nylon tip socket set screw (HD-NT7)
 SL-AHC-750
 • (2) Oval head screw (HD-PS2)

Note
 • SL-AHC-750 gripper (SL-PC750) has countersink hole for included screw (HD-PS2)



SL-AHC-250
(For 1/4" material)




SL-AHC-375
(For 3/8" material)



SL-AHC-500
(For 1/2" material)

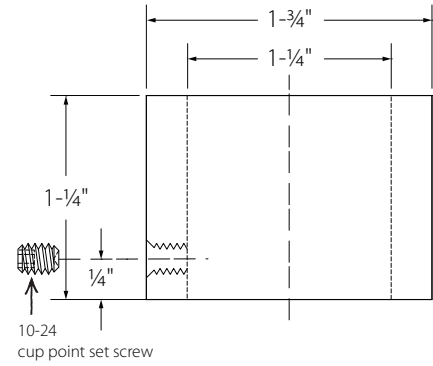


SL-AHC-750
(For 3/4" material)



PROFILE COVER

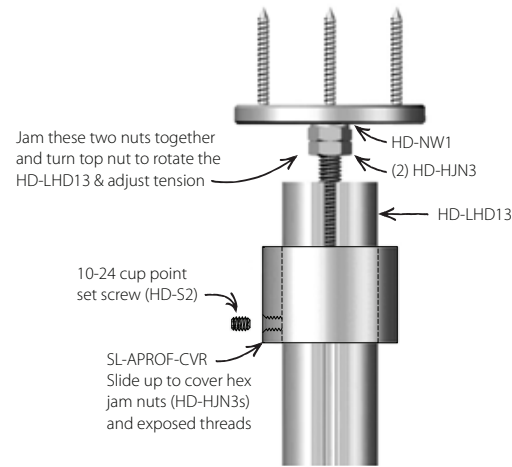
Aluminum



PART	COVERS	OUTSIDE DIA.	INSIDE DIA.
SL-APROFCVR	SL-PROF, SL-PROFD	1-3/4"	1-1/4"

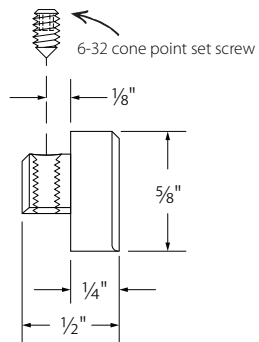
Assembly hardware included
 • (1) Cup point socket set screw (HD-S2)

Note
 • Allows tensioning of floor-to-ceiling extrusion-pillar systems



WALL TRACK END CAP

Aluminum



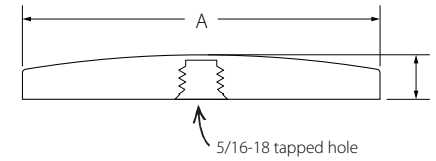
PART	FITS	DIA.	STEM DIA.
SL-AWTEC	SL-WT	1-1/4" half-circle	7/8" half-circle

Assembly hardware included
 • (1) Cone point socket set screw (HD-CP3)



EXTRUSION CAP

Aluminum



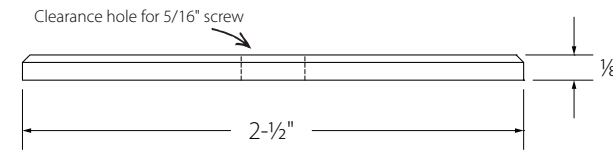
PART	DIA. (A)	CAP HEIGHT	TAPPED	THREAD DEPTH
SL-1.25PCAP	1-1/4"	5/16"	5/16-18	3/16"
SL-2.5PCAP	2-1/2"	5/16"	5/16-18	3/16"

Assembly hardware included
 • (1) Threaded stud up to 1-1/2" long. Specify stud length or material thickness. See page HD:2

Note
 • These StructureLite Caps are designed for extrusion, but can also be used as Standoff Caps for barrels of the same diameter

DISC

Aluminum



PART	FITS	DIA (A)	THICKNESS
SL-2.5DISC	2-1/2" Extrusion	2-1/2"	1/8"

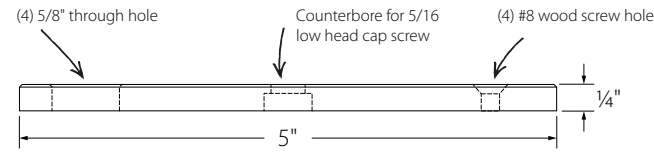


MOUNTING PLATE

Aluminum

PART	DIA.	THICKNESS	TAPPED
SL-5.0AMD	5"	1/4"	counterbore

Installation hardware included
 • (4) Oval head screw (HD-PS2)

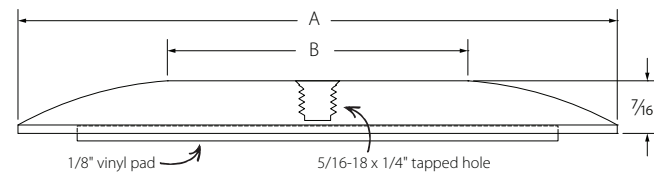


SL-5.0AMD

ROUND FEET

Aluminum

PART	FOOT DIA. (A)	FITS PROFILE DIA. (B)	PAD TYPE	TAPPED	THREAD DEPTH
SL-A2.5FV	2-1/2"	1-1/4"	1/8" vinyl	5/16-18	1/4"
SL-A5FV	5"	1-1/4" & 2-1/2"	1/8" vinyl	5/16-18	1/4"



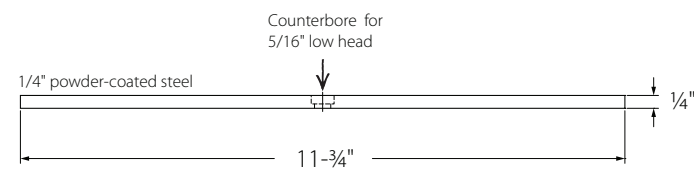
SL-2.5FV

SL-5FV

12" BASE PLATE

Powder Coated Steel

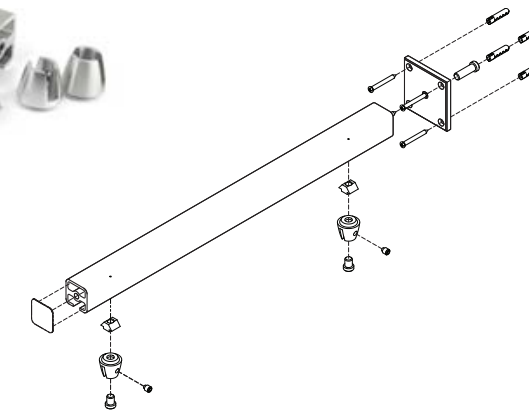
PART	DIA	THICKNESS
SL-12.0BP	11-3/4"	1/4"



STRUCTURELITE BLADE SIGN KIT

Aluminum

PART	LENGTH	MOUNTING PLATE	HOLDS
SLK-BL-125	18"	2.5" square	1/8"
SLK-BL-250	18"	2.5" square	1/4"
SLK-BL-375	18"	2.5" square	3/8"
SLK-BL-500	18"	2.5" square	1/2"



Installation hardware included
 • (4) All-purpose anchors (HD-FDA1)
 • (4) Oval head screw (HD-PS2)

Assembly hardware included
 • (1) Square extrusion (SL-SQPROF) cut to 18" and drilled/tapped on one side
 • (1) Mounting plate (SL-ASQWMBL)
 • (1) Low head socket cap screw (HD-LHD10S)
 • (2) Low head socket cap screw (HD-LHD7)
 • (1) Square Extrusion Cover (SL-BLOX1.25EC)
 • (2) Extrusion nuts (SL-CN1)
 • (2) EZ Grippers (EZ-AG-125, 250, 375, or 500)

Note
 • Blade Sign Kit does not include any signage or acrylic material

STRUCTURELITE INDIVIDUAL AND REPLACEMENT PARTS

Visit our website for product specifications

BASE MOUNT



SL-CC
Connection Cap

BASE MOUNT

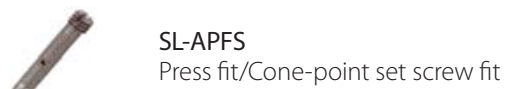


SL-A2.5BM
H-Tube Base Mount

CONNECTION PINS (see page HD:11)



SL-CP
V-groove



SL-APFS
Press fit/Cone-point set screw fit



HD-DVGB
Blox Double V-groove Connector



HD-VGBC
Blox V-groove Connector

PANEL CLAMPS



SL-APC-250
1/4" material



SL-APC-375
3/8" material



SL-APC-500
1/2" material



SL-APC-750
3/4" material

HINGES



SL-ADCFRH
Female (right)



SL-ADCF LH
Female (left)



SL-DCM
Male component

PANEL HINGE



SL-AHC
Hinge to use with 1-1/4" extrusion




STRUCTURELITE INDEX



1	StructureLite Single-Slot Extrusion SL-PROF	SL:2	16	StructureLite Square Extrusion Mount SL-ASQWMBL	SL:7
2	StructureLite 180 Degree 2-Slot Extrusion SL-PROFD	SL:2	17	StructureLite Square End Cover SL-BLOX1.2SEC	SL:7
3	StructureLite 90 Degree 2-Slot Extrusion SL-PROF90	SL:2	18	StructureLite Extrusion Nut 1 SL-CN1	SL:8
4	StructureLite Extrusion Bar SL-BAR	SL:3	19	StructureLite Extrusion Nut 3 SL-CN3	SL:8
5	StructureLite 2-1/2" Diameter Extrusion SL-2.5BAR	SL:3	20	StructureLite Extrusion Nut RH SL-CNRH	SL:8
6	StructureLite 2-1/2" Diameter Extrusion SL-2.5HTUBE	SL:3	21	StructureLite 96" Plastic Cover Strip SL-PCS-72	SL:8
7	StructureLite Wall Track Extrusion SL-WT	SL:4	22	StructureLite Rigid Plastic Spline SL-SPR	SL:8
8	StructureLite C-Channel SL-C-CHANNEL	SL:4	23	StructureLite Flexible Plastic Spline SL-SPF	SL:8
9	StructureLite Square Single-Slot Extrusion SL-SQPROF	SL:4	24	StructureLite Baffle Fin Hardware SL-APBS	SL:9
10	StructureLite Square 180° 2-Slot Extrusion SL-SQPROFD	SL:5	25	StructureLite H-Tube Base Mount Assembly SL-A2.5HTUBE	SL:10
11	StructureLite Square 90° 2-Slot Extrusion SL-SQPROF90	SL:5	26	StructureLite H-Tube Heavy Top Cap SL-A2.5HTIC	SL:10
12	StructureLite Square 3-Slot Extrusion SL-SQPROF3W	SL:5	27	StructureLite C-Channel End Cover SL-CNLCAP	SL:11
13	StructureLite Blox Hub SL-BLOX	SL:6	28	StructureLite C-Channel Installation Kit SL-CHNLKIT	SL:11
14	StructureLite Blox Corner SL-BLOX-CRNR	SL:6	29	StructureLite Channel H-Trim SL-TRMCHNLH-375, SL-TRMCHNLH-500	SL:11
15	StructureLite Blox Bracket SL-SQCON1, SL-SQCON2, SL-SQCON3	SL:7	30	StructureLite Channel C-Trim SL-TRMCHNL-375, SL-TRMCHNL-500	SL:11

STRUCTURELITE INDEX



31	StructureLite Spider Mount 2 SL-SMH2	SL:12	44	StructureLite Round Foot with Vinyl Pad SL-A2.5FV, SL-A5FV	SL:18
32	StructureLite Spider Mount 4 SL-SMH4	SL:12	45	StructureLite 12" Base Plate SL-12.0BP	SL:18
33	StructureLite 1-1/4 to 2-1/2" Extrusion Traveler SL-ACT3, SL-ACT5, SL-ACT6	SL:12	46	StructureLite Bade Sign Kit SLK-BL-125, SLK-BL-250, SLK-BL-375, SLK-BL-500	SL:19
34	StructureLite Ball Traveler SL-ABT	SL:13	47	StructureLite Connection Cap SL-CC	SL:19
35	StructureLite Slotted Ball Traveler SL-ASBT	SL:13	48	StructureLite Connection Pin SL-CP	SL:19/HD:11
36	StructureLite Extrusion Hinge Assembly SL-ADCMLH, SL-ADCMRH	SL:14	49	StructureLite Press Fit Connection Pin SL-APFS	SL:19/HD:11
37	Slotted Wire Hub WS-A1WHW, EZ-A125WHW	SL:14/WS:21/EZ:38	50	StructureLite Blox Connection Pin HD-VGBC, HD-DVGBC	SL:19
38	StructureLite 1/4" Hinged Panel and Extrusion Gripper SL-AHC-250, SL-AHC-375, SL-AHC-500, SL-AHC-750	SL:15	51	StructureLite Right Hand Panel Hinge Female Component SL-ADCFRH	SL:19
39	StructureLite Extrusion Cover SL-APROFCVR	SL:16	52	StructureLite Left Hand Panel Hinge Female Component SL-ADCFLH	SL:19
40	StructureLite Wall Track End Cap SL-AWTEC	SL:16	53	StructureLite Panel Hinge Male Component SL-DCM	SL:19
41	StructureLite Extrusion Cap SL-1.25PCAP, SL-2.5PCAP	SL:17	54	StructureLite H-Tube Base Mount SL-A2.5BM	SL:19
42	StructureLite 2-1/2" Disc SL-2.5DISC	SL:17	55	StructureLite Panel Clamp SL-APC-250, SL-APC-375, SL-APC-500, SL-APC-750	SL:19
43	StructureLite Mounting Plate SL-5.0AMD	SL:18	56	StructureLite Individual Hinge Clip SL-AHC	SL:19

Hardware

Socket set screws	HD:2
Set screws, flat screws, threaded inserts	HD:4
Socket cap screws	HD:5
Wood hanger screws, threaded studs	HD:6
Oval/flat/pan head screws, machine screws	HD:7
All-purpose, wallboard & toggle anchors	HD:8
Nuts, knife edge wood inserts	HD:10
Nut inserts, drop clip, crimp sleeves	HD:11
Washers	HD:12
Plastic tubing, foot pads, thread lock	HD:13
Insert bits, drill bits	HD:14
Cap tools, hex key wrenches, rod jig	HD:15
Wire tools	HD:16
Hardware Index	HD:17



Our Hardware collection is everything you need to connect and install the components in our product lines to a variety of surfaces. Here we provide a complete range of options to help ensure your project is a success from start to finish.

CUP POINT SOCKET SET SCREW

Stainless steel



PART	THREAD SIZE	THREAD LENGTH	DRIVE STYLE
HD-S001	6-32	1/2"	1/16" socket head
HD-S002	6-32	3/4"	1/16" socket head
HD-S003	6-32	7/8"	1/16" socket head
HD-S004	6-32	1"	1/16" socket head
HD-S005	6-32	1-1/4"	1/16" socket head
HD-S006	6-32	1-1/2"	1/16" socket head
HD-S1	10-24	1/8"	3/32" socket head
HD-S2	10-24	1/4"	3/32" socket head
HD-S3	10-24	1/2"	3/32" socket head
HD-S4	10-24	5/8"	3/32" socket head
HD-S5	10-24	3/4"	3/32" socket head
HD-S6	10-24	7/8"	3/32" socket head
HD-S7	10-24	1"	3/32" socket head
HD-S8	10-24	1-1/4"	3/32" socket head
HD-S1025	1/4-20	1/2"	1/8" socket head
HD-S105	1/4-20	3/4"	1/8" socket head
HD-S11	1/4-20	1"	1/8" socket head
HD-S12	1/4-20	1-1/4"	1/8" socket head
HD-S13	1/4-20	1-1/2"	1/8" socket head
HD-S135	5/16-18	5/32"	5/32" socket head
HD-S15	5/16-18	3/8"	5/32" socket head
HD-S16	5/16-18	1/2"	5/32" socket head
HD-S17	5/16-18	5/8"	5/32" socket head
HD-S18	5/16-18	3/4"	5/32" socket head
HD-S19	5/16-18	7/8"	5/32" socket head
HD-S20	5/16-18	1"	5/32" socket head
HD-S205	5/16-18	1-1/8"	5/32" socket head
HD-S21	5/16-18	1-1/4"	5/32" socket head
HD-S22	5/16-18	1-1/2"	5/32" socket head
HD-S23	5/16-18	1-3/4"	5/32" socket head
HD-S24	5/16-18	2"	5/32" socket head



Threaded Studs for Caps

Cup point socket set screws are used as threaded studs for our standoff caps. For lengths over 2", use threaded rod, see page HD:6.

CONE POINT SOCKET SET SCREW

Stainless steel



PART	THREAD SIZE	THREAD LENGTH	DRIVE STYLE
HD-CP1	6-32	1/8"	1/16" socket head
HD-CP2	6-32	3/16"	1/16" socket head
HD-CP3	6-32	1/4"	1/16" socket head
HD-CP5	10-24	1/4"	3/32" socket head
HD-CP55	10-24	3/8"	3/32" socket head
HD-CP7	1/4-28	1/4"	1/8" socket head
HD-CP75	1/4-20	1/4"	1/8" socket head
HD-CP9	5/16-18	1/4"	5/32" socket head
HD-CP10	5/16-18	3/8"	5/32" socket head

DOG POINT SOCKET SET SCREW

Zinc plated steel



PART	THREAD SIZE	THREAD LENGTH	DRIVE STYLE
HD-DP2	5/16-18	1/4"	5/32" socket head

NYLON TIP SOCKET SET SCREW

Stainless steel



PART	THREAD SIZE	THREAD LENGTH	DRIVE STYLE
HD-NT0	6-32	1/8"	1/16" socket head
HD-NT1	10-24	3/16"	3/32" socket head
HD-NT2	10-24	1/4"	3/32" socket head
HD-NT25	10-24	1/2"	3/32" socket head
HD-NT275	10-24	3/4"	3/32" socket head
HD-NT3	1/4-20	3/16"	1/8" socket head
HD-NT4	1/4-20	1/4"	1/8" socket head
HD-NT5	1/4-20	5/16"	1/8" socket head
HD-NT6	1/4-28	3/16"	1/8" socket head
HD-NT7	5/16-18	1/4"	5/32" socket head
HD-NT8	5/16-18	3/8"	5/32" socket head

FLAT POINT SOCKET SET SCREW

Stainless steel/Zinc plated steel



PART	THREAD SIZE	THREAD LENGTH	DRIVE STYLE
HD-FPT7	6-32	1/8"	1/16" socket head
HD-FPT8	6-32	3/16"	1/16" socket head
HD-FPT2	10-24	3/16"	3/32" socket head
HD-FPT3	10-24	1/4"	3/32" socket head
HD-FPT4	1/4-20	1/4"	1/8" socket head
HD-FPT45	1/4-28	1/4"	1/8" socket head
HD-FPT9	1/4-28	1/2"	1/8" socket head
HD-FPT5*	5/16-18	1/4"	5/32" socket head
HD-FPT6*	5/16-18	3/8"	5/32" socket head

*zinc plated steel

BRASS TIP SET SCREW

Stainless steel



PART	THREAD SIZE	THREAD LENGTH	DRIVE STYLE
HD-BT1	8-32	3/16"	5/64" socket head
HD-BT2	10-24	1/4"	3/32" socket head

FLAT HEAD SCREW

Stainless steel



PART	THREAD SIZE	THREAD LENGTH	OVERALL LENGTH	DRIVE STYLE
HD-FH1	10-24	1/2"	5/8"	phillips head
HD-FH2	10-24	5/8"	3/4"	phillips head
HD-FH3	5/16-18	7/16"	5/8"	phillips head
HD-FH4	5/16-18	9/16"	3/4"	phillips head

DUAL THREADED INSERT

Steel



PART	EXTERNAL THREAD	INTERNAL THREAD	LENGTH
HD-TI-250S	5/16-18	10-24	1/4"
HD-TI-375S	5/16-18	10-24	3/8"
HD-TI-500S	5/16-18	10-24	1/2"
HD-TI-625SR	5/16-18	10-24	5/8"
HD-TI-750SR	5/16-18	10-24	3/4"
HD-TI-875SR	5/16-18	10-24	7/8"
HD-TI-100SR	5/16-18	10-24	1"

BUTTON SOCKET CAP SCREW

Various materials



PART	THREAD SIZE	THREAD LENGTH	DRIVE STYLE
HD-BH2	1/4-20	3/4"	5/32" socket head
HD-BH3	5/16-18	3/4"	5/32" socket head
HD-BH4	1/4-20	2-1/2"	5/32" socket head

LOW HEAD SOCKET CAP SCREW

Various materials



PART	THREAD SIZE	THREAD LENGTH	FINISH	DRIVE STYLE
HD-LHD2	10-24	1/2"	stainless	3/32" socket head
HD-LHD3	10-24	5/8"	black	3/32" socket head
HD-LHD4	10-24	3/4"	black	3/32" socket head
HD-LHD65	5/16-18	1/4"	black	5/32" socket head
HD-LHD7	5/16-18	3/8"	black	5/32" socket head
HD-LHD8	5/16-18	1/2"	black	5/32" socket head
HD-LHD8S	5/16-18	1/2"	zinc	5/32" socket head
HD-LHD9	5/16-18	3/4"	black	5/32" socket head
HD-LHD10S	5/16-18	1"	zinc	5/32" socket head
HD-LHD11S	5/16-18	1-1/4"	zinc	5/32" socket head
HD-LHD12	5/16-18	1-1/2"	black	5/32" socket head
HD-LHD13	5/16-18	1-3/4"	black	5/32" socket head
HD-LHD14	5/16-18	2"	black	5/32" socket head

SOCKET HEAD CAP SCREW

Stainless steel



PART	THREAD SIZE	THREAD LENGTH	DRIVE STYLE
HD-STC001	6-32	5/8"	7/64" socket head
HD-STC003	6-32	7/8"	7/64" socket head
HD-STC004	6-32	1"	7/64" socket head
HD-STC005	6-32	1-1/4"	7/64" socket head
HD-STC007	6-32	1/2"	7/64" socket head
HD-STC1	8-32	3/4"	9/64" socket head
HD-STC4	10-24	7/8"	5/32" socket head
HD-STC5	10-24	1"	5/32" socket head
HD-STC6	10-24	1-1/4"	5/32" socket head

WOOD HANGER SCREW

Zinc plated steel



PART	THREAD SIZE	THREAD LENGTH	OVERALL LENGTH	PRE-DRILL
HD-WHS0	6-32	3/4"	1-3/8"	1/16"
HD-WHS1	10-24	5/8"	1-1/2"	1/8"
HD-WHS2	1/4-20	1"	2-3/16"	3/16"
HD-WHS3	5/16-18	9/16"	1-1/2"	1/4"
HD-WHS4	5/16-18	1"	2-1/2"	1/4"
HD-WHS5	5/16-18	2"	4-1/4"	1/4"

DRIVERS FOR WOOD HANGER SCREWS



HD-ACN1

PART	DRIVER SIZE	USE WITH
HD-WHSD0	driver for 6-32	HD-WHS0
HD-WHSD1	driver for 10-24	HD-WHS1
HD-WHSD2	driver for 5/16-18	HD-WHS3, HD-WHS4, HD-WHS5
HD-WHSD3	driver for 1/4-20	HD-WHS2
HD-ACN1	driver for 10-24	HD-WHS1

THREADED ROD

Zinc plated steel



PART	THREAD SIZE	THREAD LENGTH
HD-TS1	10-24	1-1/2"
HD-TS2	10-24	2"
HD-TS3	10-24	2-1/2"
HD-TS4	10-24	3"
HD-TS5	10-24	4"
HD-TS10	1/4-20	2"
HD-TS11	1/4-20	2-1/2"
HD-TS12	1/4-20	3"
HD-TS6	5/16-18	2-1/4"
HD-TS7	5/16-18	2-1/2"
HD-TS8	5/16-18	3"
HD-TS9	5/16-18	4"

THREADED ROD BY THE FOOT

Zinc plated steel



PART	THREAD SIZE	THREAD
HD-THR5	5/16-18	right hand

Note: Cut charges apply. Maximum of 6 feet.

OVAL HEAD SCREW

Zinc plated steel



PART	THREAD SIZE	LENGTH	FINISH	THREAD
HD-PS1	8	1-1/4"	zinc	tapping
HD-PS2	8	1-1/2"	zinc	tapping
HD-PS3	8	2"	zinc	tapping

FLAT WASHER HEAD SCREW

Zinc plated steel



PART	THREAD SIZE	LENGTH	FINISH	THREAD
HD-PS4	8	1-1/4"	zinc	tapping
HD-PS5	8	2"	zinc	tapping

PAN HEAD SCREW

Zinc plated steel



PART	THREAD SIZE	LENGTH	FINISH	THREAD
HD-PS8	12	3/4"	zinc	tapping
HD-PS9	12	1-1/4"	zinc	tapping
HD-PS95	12	2"	zinc	tapping
HD-PS10	6-32	2"	zinc	machine
HD-PS11	10-24	2"	zinc	machine
HD-PS12	10-24	3"	zinc	machine

CONVERSION MACHINE SCREW

Steel



PART	THREAD SIZE	5/16-18 LENGTH	LENGTH	THREAD
HD-CSC1	5/16-18 to 1/4-20	5/16"	7/8"	machine
HD-CSC2	5/16-18 to 1/4-20	5/16"	1-5/16"	machine
HD-CSC3	5/16-18 to 1/4-20	5/16"	1-13/16"	machine
HD-CSC4	5/16-18 to 10-24	1/4"	17/32"	machine
HD-CSC5	5/16-18 to 1/4-20	5/16"	3-1/16"	machine

Note: The HD-CSC4 requires a 5/32" hex socket.

COMBINATION SCREW

Zinc plated steel



PART	THREAD SIZE	5/16-18 LENGTH	LENGTH	THREAD
HD-CBS1	5/16-18 to 8	5/16"	1-1/2"	combo
HD-CBS2	5/16-18 to 8	5/16"	2"	combo
HD-CBS5	5/16-18 to 8	3/16"	1-1/2"	combo
HD-CBS6	1/4-20 to 8	5/16"	1-1/2"	combo

Note: Requires a 5/32" hex socket.

ALL PURPOSE WALL ANCHOR

Polypropylene



PART	USE WITH SCREW SIZE	LENGTH	PRE-DRILL
HD-FDA0	4-10	5/16"	3/16"
HD-FDA1	6-12	1-1/8"	1/4"
HD-FDA2	8-14	1-9/16"	5/16"

WALL ANCHOR ASSEMBLY

Wood hanger screw, anchor & thread



PART	THREAD SIZE	THREAD LENGTH	THREADED INSERT
HD-AWA-250	5/16-18	1/4"	HD-TI250S
HD-AWA-375	5/16-18	3/8"	HD-TI375S
HD-AWA-500	5/16-18	1/2"	HD-TI500S
HD-AWA-625	5/16-18	5/8"	HD-TI625S
HD-AWA-750	5/16-18	3/4"	HD-TI750S
HD-AWA-875	5/16-18	7/8"	HD-TI875S
HD-AWA-100	5/16-18	1"	HD-TI100S

Included: HD-FDA1, HD-WHS1, threaded insert (see above)
Installation Tip: Use drivers (HD-WHSD or HD-ACN1, see page HD:6)

CONCRETE ANCHOR

Various materials



HD-CA1

HD-ACM1

PART	THREAD SIZE	THREAD LENGTH	PRE-DRILL
HD-CA1	5/16-18	—	5/8" x 1-1/2" deep
HD-ACM1	5/16-18	1-1/2"	5/8" x 1-1/2" deep
HD-CA4	8	—	1/4" x 1-1/2" deep
HD-CA2	10-24	varies	1/4" x 1-1/2" deep
HD-CA3	5/16-18	varies	3/8" x 2" deep
HD-CA5	1/4-20	3/4" max	1/4" x 1-1/2" deep
HD-CA6	5/16-18	7/8" max	5/16" x 2" deep
HD-CA7	—	7"	1/2" x 7" deep



HD-CA4



HD-CA2



HD-CA3



HD-CA5



HD-CA6



HD-CA7

TOOL FOR HD-CA1 & HD-ACM1

PART	THREAD SIZE	THREAD LENGTH
HD-ACMT	5/16-18	2"



SELF DRILLING WALLBOARD ANCHOR

For wallboard or drywall



HD-WBL

HD-AWBSA

HD-AWB2

PART	THREAD SIZE	THREAD LENGTH	SCREW TYPE
HD-WBL	8	9/64"	Phillips head
HD-AWBSA	8	9/64"	Phillips head
HD-AWB2	5/16-18	5/16"	5/32" hex head

SELF DRILLING TOGGLE ANCHOR

For drywall



HD-ASDT

HD-ASTB

HD-TA

PART	TYPE	LENGTH	SCREW TYPE
HD-ASDT	flat washer head	—	HD-PS5, HD-TA
HD-ASTB	5/16-18	2"	HD-CBS2, HD-TA
HD-TA	8 anchor	—	HD-TA

TOGGLE BOLT WING & ANCHOR

For hollow wall and drywall



HD-TW2

HD-TW3

HD-TW4

PART	THREAD SIZE	PRE-DRILL	OPEN SIZE	INCLUDED
HD-TW2	10-24	1/2"	1-1/4"	anchor only
HD-TW3	1/4-20	3/4"	1-1/4"	anchor only
HD-TW4	5/16-18	7/8"	1-1/2"	anchor only
HD-ATWA1	5/16-18 x 3	7/8"	1-7/8"	HD-TW4, HD-TS8
HD-ATWA2	10-24 x 3	1/2"	1-1/2"	HD-TW2, HD-TS4, HD-TI-500S
HD-ATWA3	10-24 x 3	1/2"	1-1/2"	HD-TW2, HD-PS12
HD-ZTOG1	10-24	1/2"	2-1/4"	anchor only
HD-ZTOG2	1/4-20	1/2"	2-1/4"	anchor only
HD-AZT	5/16-18	1/2"	2-1/4"	HD-ZTOG2, HD-CSC5
HD-AZTM	1/4-20	1/2"	2-1/4"	HD-ZTOG2, HD-BH4



HD-ATWA1



HD-ATWA2



HD-ATWA3



HD-ZTOG1



HD-ZTOG2



HD-AZT



HD-AZTM

NUTS, KNIFE EDGE WOOD INSERTS

HEX JAM NUT

Zinc plated steel



PART	THREAD SIZE	TYPE
HD-HJN0	6/32	right hand thread
HD-HJN1	10-24	right hand thread
HD-HJN2	1/4-20	right hand thread
HD-HJN3	5/16-18	right hand thread
HD-HJN4	5/16-18	left hand thread

WING NUT

Zinc plated steel



PART	THREAD SIZE
HD-WN	5/16-18

T-NUT INSERT

Zinc plated steel



PART	THREAD SIZE	THREAD LENGTH	PRE-DRILL
HD-WTN1	10-24	3/8"	1/4"
HD-WTN2	1/4-20	7/16"	5/16"
HD-WTN3	5/16-18	7/16"	3/8"
HD-WTN4	5/16-18	11/16"	3/8"

THREADED KNIFE EDGE WOOD INSERT

Brass



PART	THREAD SIZE	THREAD LENGTH	PRE-DRILL
HD-WI1	10-24	1/2"	3/8"
HD-WI2	1/4-20	1/2"	3/8"
HD-WI3	5/16-18	5/8"	1/2"

DRIVER FOR THREADED KNIFE EDGE WOOD INSERTS



PART	THREAD	USE WITH
HD-WID1	10-24	HD-WI1
HD-WID2	1/4-20	HD-WI2
HD-WID3	5/16-18	HD-WI3

SLATWALL NUT

For slat walls



PART	THREAD SIZE	INCLUDED
HD-SWN1	10-24	slatwall nut only
HD-SWN2	1/4-20	slatwall nut only
HD-AOCTNUT	5/16-18	HD-SWN1, HD-CSC4
HD-ASWCS	5/16-18	HD-SWN2, HD-CSC1
HD-ASWBH	1/4-20	HD-SWN2, HD-SWS0, HD-BH2

NUT INSERTS, DROP CLIP, CRIMP SLEEVES

CONNECTION PIN

For attaching hardware and extrusions



PART	THREAD	THREAD LENGTH	MATERIAL
SL-CP	5/16-18	1/4"	steel
SL-APFS	5/16-18	1/4"	steel
HD-CBGB	5/16-18	9/16"	steel
HD-DVGBC	—	—	steel

DROP CEILING CLIP

For attaching hardware to t-bar ceilings



PART	DESCRIPTION	MAX LOAD	MATERIAL
HD-DCLIP	2 piece part	15 lbs.	aluminum, white

HEAVY CONNECTION WASHER

For EZ-Wire turnbuckles



PART	WIRE SIZE	USE WITH	MATERIAL
EZ-HW-125	1/8"	wire turnbuckles	aluminum

STOP CRIMP SLEEVE

For the end of a wire



PART	WIRE SIZE	MATERIAL	FINISH
HD-SL-062	3/64"	copper	tin
HD-SL-125	1/8"	copper	tin

OVAL CRIMP SLEEVE

For creating a loop on the end of a wire



PART	WIRE SIZE	MATERIAL	FINISH
HD-OS-062	3/64"	copper	zinc
HD-OS-125	1/8"	copper	zinc

WASHERS

WASHER

Vinyl



PART	INSIDE DIA.	OUTSIDE DIA.	THICKNESS	COLOR
HD-NW-563	5/16"	9/16"	1/32"	clear
HD-NW-875	5/16"	7/8"	1/32"	clear
HD-NW-1.125	5/16"	1-1/8"	1/16"	clear
HD-NW-1.375	5/16"	1-3/8"	1/16"	clear
HD-NW-1.875	5/16"	1-7/8"	1/16"	clear
HD-NW-2.25	5/16"	2-1/4"	1/16"	opaque
HD-VWSS3	7/16"	3/4"	1/32"	clear
HD-VWSS4	7/16"	1"	1/32"	clear

WASHER

Nylon



PART	INSIDE DIA.	OUTSIDE DIA.	THICKNESS	COLOR
HD-NW1	5/16"	1/2"	1/32"	opaque
HD-NW2	5/16"	3/4"	1/16"	opaque

PANEL CLIP SHIM

Vinyl with adhesive



PART	DIA.	THICKNESS	USE WITH	COLOR
HD-VS-100	1"	1/16"	SO-APC100, SO-ADPEG9	clear
HD-VS-125	1-1/4"	1/16"	SO-APC125, SO-ADPEG3	clear

TIMING WASHER

Silicone



PART	INSIDE DIA.	OUTSIDE DIA.	THICKNESS	USE WITH
HD-563RW	5/16"	9/16"	1/32"	5/8" parts
HD-1.125RW	5/16"	1-1/8"	1/16"	1-1/4" parts

WASHER

Zinc plated steel



PART	INSIDE DIA.	OUTSIDE DIA.	FINISH
HD-MW0	5/32"	5/16"	zinc
HD-MW1	3/16"	7/16"	zinc
HD-MW2	1/4"	9/16"	zinc
HD-MW3	5/16"	3/4"	zinc
HD-MW4	5/16"	1-1/4"	zinc

PLASTIC TUBING, FOOT PADS, THREAD LOCK

PLASTIC TUBING

For protecting material from hardware



PART	INSIDE DIA.	OUTSIDE DIA.	LENGTH
HD-PT1*	3/16"	5/16"	by the foot
HD-PT2*	1/4"	3/8"	by the foot
HD-PT3*	5/16"	7/16"	by the foot
HD-PT4*	1/2"	5/8"	by the foot
HD-PT5*	1/2"	3/4"	by the foot
HD-PT6*	7/16"	9/16"	by the foot
HD-PTLP1	1/2"	5/8"	1/4"
HD-PTLP2	1/2"	3/4"	1/4"
HD-PTLP3	7/16"	9/16"	3/16"
HD-PT-250	5/16"	7/16"	1/4"
HD-PT-375	5/16"	7/16"	3/8"
HD-PT-500	5/16"	7/16"	1/2"
HD-PT-750	5/16"	7/16"	3/4"

*Additional cut charges may apply

FOOT PAD

Vinyl with adhesive



PART	DIA.	THICKNESS	MATERIAL
HD-2.5VP	2"	1/8"	clear vinyl
HD-VP	4"	1/8"	clear vinyl

THREAD LOCK


Adhesive



PART	SIZE	STRENGTH	DESCRIPTION
HD-TLMS	.32 oz	medium	removable
HD-TLHS	.32 oz	high	permanent

INSERT BIT

Steel



PART	SIZE	LENGTH
HD-HBD1	1/16" hex	—
HD-HBD2	3/32" hex	—
HD-HBD3	1/8" hex	—
HD-HBD4	5/32" hex	—
HD-PD2	2 phillips head hex	2" long



DRILL BITS

High speed steel (0° rake)



PART	SIZE	LENGTH
HD-DRILLP	.323"	4.75"
HD-DRILLCS	21/64"	4.75"
HD-DRILLSTP	29/64"	5.8125"

DRILL & TAP KIT

High speed steel



PART	SIZE
HD-ATD3	5/16-18

Included: tap and drill bit

GRIPPER SLEEVE TOOL

For standard caps



PART	INSIDE DIA.
HD-GPS1	3/8"
HD-GPS2	5/8"
HD-GPS4	1"
HD-GPS5	1-1/4"
HD-GPS6	1-1/2"

NEOPRENE WRENCH

For low profile caps



PART	DIA.
HD-NW	5"

SECURITY CAP TOOL

For security caps



PART	DIA.	LENGTH
HD-SCT	3/32"	2"

HEX KEY WRENCHES

Steel alloy



PART	SIZE	FINISH
HD-HLK1	1/16"	black
HD-HLK2	3/32"	black
HD-HLK3	1/8"	black
HD-HLK4	5/32"	black
HD-HKS	.050 to 3/16"	black

ROD DRILLING JIG & ROLL PIN

For drilling EZ-ROD-375

to use in heavy rod turnbuckles



PART	DESC.	INCLUDED
HD-A375RDJ	drills 3/8" rod	HD-375RDJ & HD-RPD
HD-RPD	3/32 drill	drill bit only
HD-375RDJ	—	drill jig only
HD-332RP	3/32" roll pin	roll pin only

WIRE TOOLS

WIRE BYPASS CUTTER

Prevents wire fraying



HD-CUTTER

PART	CUTS
HD-CUTTER	3/64" to 1/8" wire

CRIMPING TOOL

For crimping wire




HD-ACC-062




HD-A250CRIMP

PART	SIZE
HD-ACC-062	3/64" wire
HD-A250CRIMP	1/8" wire

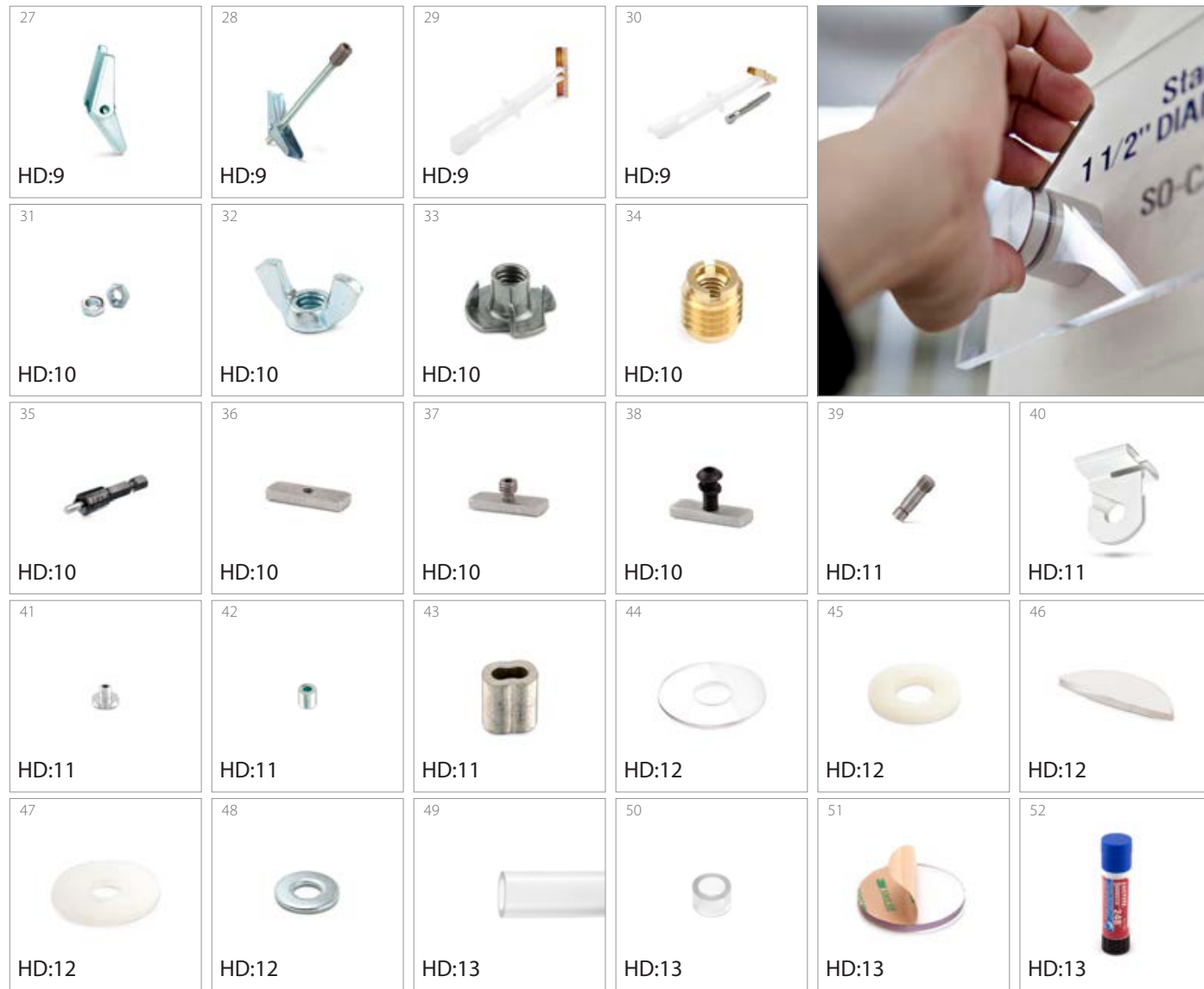
HARDWARE INDEX



1	Cup Point Socket Set Screw HD-S001, HD-S002, HD-S003, HD-S004, HD-S005, HD-S006, HD-S1, HD-S2, HD-S3, HD-S4, HD-S5, HD-S6, HD-S7	HD:2	13	Driver for Wood Hanger Screws HD-WHSD0, HD-WHSD1, HD-WHSD2, HD-WHSD3, HD-ACN1	HD:6
2	Cone Point Socket Set Screw HD-CP1, HD-CP2, HD-CP3, HD-CP5, HD-CP55, HD-CP7, HD-CP75, HD-CP9, HD-CP10	HD:3	14	Threaded Rod HD-TS1, HD-TS2, HD-TS3, HD-TS4, HD-TS5, HD-TS10, HD-TS11, HD-TS12, HD-TS6, HD-TS7, HD-TS8, HD-TS9	HD:6
3	Dog Point Socket Set Screw HD-DP2	HD:3	15	Threaded Rod by the Foot HD-THR5	HD:6
4	Nylon Tip Socket Set Screw HD-NT0, HD-NT1, HD-NT2, HD-NT25, HD-NT275, HD-NT3, HD-NT4, HD-NT5, HD-NT6, HD-NT7, HD-NT8	HD:3	16	Oval Head Screw HD-PS1, HD-PS2, HD-PS3	HD:7
5	Flat Point Socket Set Screw HD-FPT7, HD-FPT8, HD-FPT2, HD-FPT3, HD-FPT4, HD-FPT45, HD-FPT9, HD-FPT5, HD-FPT6	HD:4	17	Flat Washer Head Screw HD-PS4, HD-PSS	HD:7
6	Brass Tip Set Screw HD-BT1, HD-BT2	HD:4	18	Pan Head Screw HD-PS8, HD-PS9, HD-PS95, HD-PS10, HD-PS11, HD-PS12	HD:7
7	Flat Head Screw HD-FH1, HD-FH2, HD-FH3, HD-FH4	HD:4	19	Conversion Machine Screw HD-CSC1, HD-CSC2, HD-CSC3, HD-CSC4, HD-CSC5	HD:7
8	Dual Threaded Inserts HD-TI-250S, HD-TI-375S, HD-TI-500S, HD-TI-625SR, HD-TI-750SR, HD-TI-875SR, HD-TI-100SR	HD:4	20	Combination Screw HD-CBS1, HD-CBS2, HD-CBS5, HD-CBS6	HD:7
9	Button Socket Cap Screw HD-BH2, HD-BH3, HD-BH4	HD:5	21	All-Purpose Wall Anchor HD-FDA0, HD-FDA1, HD-FDA2	HD:8
10	Low Head Socket Cap Screw HD-LHD2, HD-LHD3, HD-LHD4, HD-LHD65, HD-LHD7, HD-LHD8, HD-LHD85, HD-LHD9	HD:5	22	Wall Anchor Assembly HD-AWA-250, HD-AWA-375, HD-AWA-500, HD-AWA-625, HD-AWA-750, HD-AWA-875, HD-AWA-100	HD:8
11	Socket Head Cap Screw HD-STC003, HD-STC004, HD-STC005, HD-STC007, HD-STC1, HD-STC4, HD-STC5, HD-STC6	HD:5	23	Concrete Anchor HD-CA1, HD-ACM1, HD-CA4, HD-CA2, HD-CA3, HD-CA5, HD-CA6, HD-CA7	HD:8
12	Wood Hanger Screw HD-WHS0, HD-WHS1, HD-WHS2, HD-WHS3, HD-WHS4, HD-WHS5	HD:6	24	Concrete Anchor Tool HD-ACMT	HD:8
			25	Self-Drilling Wallboard Anchor HD-WBL, HD-AWBSA, HD-AWB2	HD:9
			26	Self-Drilling Toggle Anchor HD-ASDT, HD-ASTB, HD-TA	HD:9



HARDWARE INDEX



27	Toggle Bolt Wing HD-TW2, HD-TW3, HD-TW4	HD:9	40	Drop Ceiling Clip HD-DCLIP	HD:11
28	Toggle Bolt Wing & Anchor HD-ATWA1, HD-ATWA2, HD-ATWA3	HD:9	41	Heavy Connection Washer EZ-HW-125	HD:11
29	Zip Toggle HD-ZTOG1, HD-ZTOG2	HD:9	42	Stop Crimp Sleeve HD-SL-062, HD-SL-125	HD:11
30	Zip Toggle & Anchor HD-AZT, HD-AZTM	HD:9	43	Oval Crimp Sleeve HD-OS-062, HD-OS-125	HD:11
31	Hex Jam Nut HD-HJN0, HD-HJN1, HD-HJN2, HD-HJN3, HD-HJN4	HD:10	44	Vinyl Washer HD-NW-563, HD-NW-875, HD-NW-1.125, HD-NW-1.375, HD-NW-1.875, HD-NW-2.25, HD-VWSS3, HD-VWSS4	HD:12
32	Wing Nut HD-WN	HD:10	45	Nylon Washer HD-NW1, HD-NW2	HD:12
33	T-Nut Insert HD-WTN1, HD-WTN2, HD-WTN3, HD-WTN4	HD:10	46	Panel Clip Shims HD-VS-100, HD-VS-125	HD:12
34	Threaded Knife Edge Wood Insert HD-W11, HD-W12, HD-W13	HD:10	47	Timing Washer HD-563RW, HD-1.125RW	HD:12
35	Driver for Threaded Knife Edge Wood Insert HD-WID1, HD-WID2, HD-WID3	HD:10	48	Washer HD-MW0, HD-MW1, HD-MW2, HD-MW3, HD-MW4	HD:12
36	Slatwall Nut HD-SWN1, HD-SWN2	HD:10	49	Protective Plastic Tubing by the Foot HD-PT1, HD-PT2, HD-PT3, HD-PT4, HD-PT5, HD-PT6	HD:13
37	Slatwall Nut with Conversion Screw HD-AOCTNUT, HD-ASWCS	HD:10	50	Protective Plastic Tubing Pieces HD-PTLP1, HD-PTLP2, HD-PTLP3, HD-PT250, HD-PT375, HD-PT500, HD-PT750	HD:13
38	Slatwall Nut with Button Socket Cap Screw HD-ASWBH	HD:10	51	Vinyl Foot Pad with Adhesive HD-VP, HD-2.5VP	HD:13
39	Connection Pin SL-CP, SL-APFS, HD-VGBC, HD-DVGBGC	HD:11	52	Removable Thread Lock HD-TLMS	HD:13



HARDWARE INDEX



53	Permenant Thread Lock HD-TLHS	HD:13	61	Hex Key Tool HD-HKS	HD:15
54	Hex Insert Bit HD-HB01, HD-HB02, HD-HB03, HD-HB04, HD-PD2	HD:14	62	Rod Drilling Jig and Drill Bit HD-A375RDJ	HD:15
55	Drill Bits HD-DRILLP, HD-DRILLCS, HD-DRILLSTP	HD:14	63	Rod Drilling Drill Bit HD-RPD	HD:15
56	Drill & Tap Kit HD-ATD3	HD:14	64	Rod Drilling Jig HD-375RDJ	HD:15
57	Gripper Sleeve Tool for Standard Caps HD-GPS1, HD-GPS2, HD-GPS4, HD-GPS5, HD-GPS6	HD:15	65	Rod Drilling Roll Pin HD-332RP	HD:15
58	Neoprene Wrench HD-NW	HD:15	66	Wire Bypass Cutter HD-CUTTER	HD:16
59	Security Cap Tool HD-SCT	HD:15	67	Crimping Tool for 3/64\"/>	HD:16
60	Hex Key Wrench HD-HLK1, HD-HLK2, HD-HLK3, HD-HLK4	HD:15	68	Crimping Tool for 1/8\"/>	HD:16

LED STANDOFF DEMO



DEMO-LED-BLET
(Etched Panel)



DEMO-LED-BLCL
(Clear Panel)

PART	PANEL	DEMONSTRATES
DEMO-LED-BLET	Etched	LED illuminated panels
DEMO-LED-BLCL	Clear	LED illuminated panels

Note
• Comes standard with a choice of a pre-etched acrylic panel or a clear panel for a custom engraving of your choice. For additional acrylic panels, see below

LED STANDOFF DEMO PLEX

PART	PANEL
DEMO-LED-PLEX-CL	Clear
DEMO-LED-PLEX-ETCH	Etched



ETCHED PANEL
(Includes etched design)



CLEAR PANEL
(For custom etching)

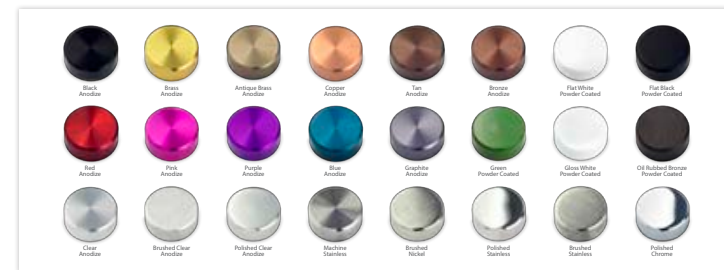
COLORED CAP DEMO



DEMO-CLR

PART	DEMONSTRATES
DEMO-CLR	Custom colors and finishes

Note
• The Colored Cap Demo Display contains a sampling of what's possible with custom colors and finishes
• Includes 10.24" x 4" printed card with descriptions




DEMO CARD
(Front)

STANDOFF DEMO DISPLAY



PART	DEMONSTRATES
DEMO-SO-1	Standoff options

Note
• Comes standard with a printed card indicating diameters of supplied standoffs.



DEMO CARD
(Front)

STANDOFF DEMO		AL	BL	BR	SS
1-1/2" DIAMETER STANDOFF BARRELS					
Length					
1/4"					
1/2"					
3/4"					
1"					
1-1/4"					
1-1/2"					
2"					
3"					
4"					
6"					
8"					
10"					
12"					
1" DIAMETER STANDOFF BARRELS					
Length					
1/4"					
1/2"					
3/4"					
1"					
1-1/2"					
2"					
3"					
4"					
3/4" DIAMETER STANDOFF BARRELS					
Length					
1/2"					
3/4"					
1"					
1-1/4"					
5/8" DIAMETER STANDOFF BARRELS					
Length					
3/8"					
1/2"					
3/4"					
1"					
1-1/2"					
2"					
3-3/4"					
4-3/4"					
11-3/4"					
3/8" DIAMETER STANDOFF BARRELS					
Length					
1/2"					
3/4"					
1"					
1/4" DIAMETER STANDOFF BARRELS					
Length					
3/16"					

DEMO CARD
(Back)

BUILD-YOUR-OWN DEMO




PART	DEMONSTRATES
DEMO-PLEX2	Configure with personalized components

Note
• Comes with 8 5/16-18 tapped holes
• Call for help selecting products for a custom-built demonstration display

Custom Colors and Finishes

Products by Gyford Standoff Systems can be made in a wide variety of custom colors and finishes. Colors and finishes are available on a made-to-order basis. Charges will vary based on quantity and finish and may require additional time to ship.

Stock Finish



Our standard products are made from U.S. sourced aluminum, then anodized with a clear satin finish. We also manufacture a selection of products from #316 stainless steel.

Limited Stock Custom Colors




Limited sizes of black and brass anodized Standoffs are kept in stock without the typical wait-time of a custom order.

Custom Colors

We offer many custom anodized color coatings as well as the entire RAL palette for powder coating.

Note: The anodized colors represented online or in print may vary from actual goods. The actual color may vary per part based upon various conditions (ie: types of materials, types of mfg. process, the actual anodize process, etc). Anodized and plated parts are not recommended for outdoor use or high UV areas as they may be subject to color fading.

Examples of custom color and finishing options are provided below.



RAL color chart with a sample of custom colored and finished standoffs



Frequently Asked Questions

How can I buy Gyford products?

Gyford StandOff Systems® products can be purchased by phone, on our website or through a retailer. Because we are the manufacturer and sell only to resellers and trades, we need some paperwork to get you started.

When ordering from us for the first time, please provide one of the following:

- **Resale or sales and use tax certificate.**
This shows us you will be reselling or using our product to complete services for your client.
- **Tax Exemption Certificate.**
This document allows you to make a tax-free purchase.

When will my order ship?

During regular business hours, if you place an order for stock parts before 12:00 p.m. (PST) your order will ship the same day.

If you place an order for stock parts after 12:00 p.m. (PST) or on a non-business day, your order will ship the next business day.

Do you make custom parts?

Yes, we do. Call us at 775.829.7272 or send an email to info@standoffsystems.com. We will be happy to speak with you about your project and provide you with a quote. Lead times are determined by our custom machine shop schedule.

What will I be asked when placing an order?

1. What's your project?

We start by asking what type of project you are working on (signage, shelving, display). If you have a complicated project that requires a visual aid, we ask that you email us a sketch so we can be sure to get you the right products for your application(s).


2. What is your material and its thickness?

Our standoffs are tapped to a specific depth, allowing a range of material thicknesses to be used. We need to know your material thickness in order to provide the correct length of threaded rod for your project. Weight is also a consideration in standoffs, rod, and wire installations. By determining the material type and size, we are able to calculate the overall weight of the project. This helps to ensure that we are specifying the correct systems and hardware for your application.

3. What are you mounting to?

To determine the best anchor for your project, we'll need to know what surface you are mounting to. Common mounting surfaces include drywall, wood, metal or concrete.

Visit our website for more frequently asked questions: standoffsystems.com/FAQ



Our Customer Support Team is here to help

Call Us:
775.829.7272
Monday - Friday
7:00 a.m. - 3:30 p.m. (PST)

Email Us:
info@standoffsystems.com

- Full design support
- Installation guidance
- Free quotes
- Send us a sketch or .dwg

Golden West Electric Sign Company
Boise, ID



Signarama
Jefferson, NE



Let's see your installations!
Go to standoffsystems.com/photo-submission
We would love to credit your photos on our website and advertising



SRRA-Experiential Graphic Design
& Option Signs, GA



Dahlen Sign Company
Shakopee, MN